



RIDER **INFO** GUIDE

transmoto

www.TRANSMOTO.com.au

WELCOME!



Welcome to the 2026 Transmoto 8-Hour at Macleay Valley, powered by Husqvarna. And congratulations on scoring an entry into the second running of the event at this fantastic private property in the Mid North Coast region of NSW.

After a stinking hot summer, it's about time we got some cooler, bike-friendly weather, right? Right – especially as last year's running of the 8-Hour at Macleay Valley was canned due to the devastating floods in the Kempsey region. That's why we're more psyched than ever to be catching up with you and your riding crew in mid-March for a weekend worth of road-tripping, camping, riding and bench-racing good times at Macleay Valley – the first Transmoto event for 2026.

Before you hit the road to the event, please make sure that you download and read this all-important Rider Information Guide. It'll answer a greater majority of your questions about the event – such as location, directions, schedules, bike and helmet scrutineering, what ID to bring, how the pit layout works, what trophies and prizes can be won, and a whole lot more.

Drive safely. We look forward to seeing you on March 21 for what promises to be a memorable weekend.

- The Transmoto Crew

ABOUT TRANSMOTO ENDURO EVENTS

Our goal has always been to strip out the bullshit, sideline any unnecessary rules, and throw fun events for people who just want to get out there to ride epic locations with their buddies, lap up the relaxed atmosphere, and go home with a smile on their dials.

Right from the get-go in 2011, our team-based events struck a chord with the dirt bike community. And we're proud of the fact we've inspired new and existing riders to take their bikes out of the shed and into the dirt and, in doing so, help grow the broader motorcycle community – racers, recreational riders, juniors, clubs and the industry alike.

It's just the vibe of the thing, really.

EVENT SCHEDULE



TRANSMOTO 8 HOUR

SATURDAY, MARCH 21

9am	Venue open to entrants
9am - 4pm	In-car Rider Registration (Photo ID & MA Licence checks, plus competitor bag & team transponder pick-up)
9am - 4pm	Scrutineering open (for bike and helmet)
9am - 7:30pm	Event Village open (sponsor activations / catering 10am - 7:30pm / barista coffee 8am - 4:30pm)
11am - 2pm	Juniors & Ladies Loop open (Riders' Briefing at 10.45am)
2pm	Dunlop Tyre Toss
3:30pm	Gaerne Rut Limbo
4pm	MXstore Charity Boot Race (for top 40 starting positions)
4:30pm	Riders' Briefing
4:45pm	Pole Position Auction / Raffle Draw
7pm	GoPro Sunday race loop preview (screened at Event HQ)
10pm	Generators off, respect thy neighbour

SUNDAY, MARCH 22

6:00am	Venue gates open
5:30am - 1pm	Barista coffee open
5:30am - 3pm	Catering open
7:15am	Final Riders' Briefing
7:30am	Race start
3:30pm	Race finish
3:30 - 5pm	Transponder & pouch return, trophy & award collection (prior to exiting venue)
8pm	Venue closed, gates locked (no camping on Sunday night)

NOTE: ALL RIDERS MUST BE AT THE VENUE FOR THE IN-CAR RIDER REGISTRATION AND RIDER BRIEFING (HELD AT THE EVENT HQ AREA) ON SATURDAY. **IN-CAR RIDER REGISTRATION IS ONLY POSSIBLE BETWEEN 9AM AND 4PM SATURDAY.** REGISTRATION WILL NOT BE AVAILABLE AFTER 4PM SATURDAY, OR ON SUNDAY MORNING.

TIPS FOR A TOP 8-HOUR



After more than a decade of running Transmoto Enduro Events, we've developed a few pointers to help you get the most out of your weekend...

1. KNOW YOUR TEAM'S NAME

It's critical that you know your team's details (your Team Name and who your Team Captain is), as this will make Rider Registration much quicker and easier for everyone.

2. NEIGHBOURING PIT PLOTS

Teams will be directed into the next available Pit Plot by traffic marshals upon arrival at the venue. So, if you'd like to be pitted next to another a specific team(s), make sure you meet up with them prior to getting there, and then convoy into the venue together. That way, you'll be allocated neighbouring plots.

3. IT'S A MARATHON, NOT A SPRINT!

Take it easy. While the track isn't that tough, riding for eight straight hours is. Pace yourself.

4. TAKE YOUR RUBBISH HOME

Look after the venue. Keep your area clean, pack up and take your garbage with you, and treat this private property with respect. Everyone will receive a garbage bag to put their rubbish in and carry home with them. This means we'll be allowed back to the venue and the 8-Hour will continue for years to come.

5. COMMON-SENSE & COURTESY

Be safe and respectful to other riders. This is a fun event, so look out for your fellow competitors, help people who look like they're having trouble, and appreciate that there are riders on the track of all skill levels.

6. BRING THE RIGHT VEHICLE

As these events are staged from a virgin grass paddock, not a permanent MX track-like facility, there's a good chance that access roads into the venue's pit paddock will only be passable in a 4WD if there's been rain in the lead-up to the event, and may not be suitable for caravans, base stations, RVs or motorhomes. So, if you're in doubt, carpool with teammates or mates. If your only option to get to the event is in a 2WD, you may have to shuttle into the event site in a mate's 4WD from the closest sealed road.

7. DRIVE SAFE

Please drive in and out of the venue's property slowly and stick to the access road as it's a working farm. Watch out for wildlife and respect the neighbours and local community. We need their support for the event to continue at the venue.

8. HYDRATE

Bring plenty of water.



**RESPECT
THY
NEIGHBOUR**



HAVE A REAL



GOOD TIME!

TIPS FOR A TOP 8-HOUR



COURSE MANAGER'S NOTES

- Remember that you can't win an 8-Hour in the first hour, but you sure can lose it. Be wary of the 'red mist', especially if you are the first rider away for your team.
- The course will start smooth and get rough. Be aware of the changing track conditions and ride smoothly to conserve energy and your bike.
- Take particular care when entering and leaving your pit through transition, and to and from the racetrack.
- Don't ever ride backwards on the course. If you overshoot your pit, then either do another lap or park your bike up and run the transponder back to your pit to fit it to a teammate's bike.
- Don't cut the course, even if a section of track tape/ bunting is down. Riders must stay on the 'intent' of the track at all times.
- If required, the course will be altered during the event.
- There are no extreme or super-technical sections. However, the steepest uphill and downhill sections will be signposted with "Hard Option" and "Easy Option".
- The course is designed to allow plenty of opportunities for faster riders to pass slower riders easily and safely. If you find yourself behind a slower rider, be respectful, show some patience and pass at the earliest safe opportunity. Ideally, the slower rider should keep left, with the faster rider overtaking on the right.

- Steve Robertson / Louis Dancet

THE GOLDEN RULES



TRANSMOTO 8 HOUR

The Transmoto 8-Hour is technically a race meeting, so there are certain rules that we must adhere to. Plus, there are “The Golden Rules” to help ensure everyone has a great time...

GLASS

Glass is not permitted on this private property.

FOOTWEAR

Enclosed footwear must be worn in the Pit Area on Sunday. At other times (except while you're going through scrutineering), feel free to bust out the double-pluggers.

PIT PLOTS

The 6m x 12m Pit Plot allocated for each team includes a Camping Area and a Pit Area.

Two vehicles only in each pit plot.

NO DICKHEAD POLICY

All generators and lights must be switched off at 10pm on Saturday night. Organisers reserve the right to withdraw rider/team entries without refund if the behaviour of an entrant (and/or their support crew) breaches the “No Dickhead Policy”.

FIRES

No fireworks or flares or open fires, though you are welcome to bring an enclosed and elevated brazier or potbelly/cast-iron stove to contain your fire for Saturday evening. Please do not put rubbish, glass or cans in any fire as it creates a hazard for our staff and wildlife after the event.

All fires must be extinguished by 6:30am on Sunday morning and kept that way for the duration of the race on Sunday.

BBQs

Elevated braziers and gas-fired BBQs are okay. Fires and BBQs of any kind cannot be used in the Pit Area while the race is in progress on Sunday.

VEHICLES

Participants will be marshalled into the pit area to ensure a maximum of two vehicles per pit plot and no oversized vehicles. So, it makes a lot of sense to car-pool with your friends and/or teammates.

Vehicles bigger than standard vans/4WDs will not have access to the pit area. An overflow parking area is available and will be well sign-posted. Bike trailers are welcome. Though bear in mind that, if it's wet, caravans, base stations, RVs or motorhomes may struggle on the access roads into the venue's pit paddock.

BOOZE

No alcohol is to be consumed by entrants while the race is in progress.

BUNGERS

No smoking near any fuel or in the Pit Area.

RIDING/DRIVING IN THE PITS

Bikes may be ridden on Saturday to and from scrutineering or to access the Event Village/HQ area if your pit plot is a long way away, and only if it's at walking pace and wearing a helmet and enclosed footwear. On Sunday, one rider from each team may ride slowly to the starting line.

There's a 10km/h speed limit for all vehicles in the pit paddock. Pushbikes can be ridden at walking pace in the pit paddock's internal space/void, but not in the Event HQ area.

PETS

Animals (no matter how domesticated) are not permitted at the event.

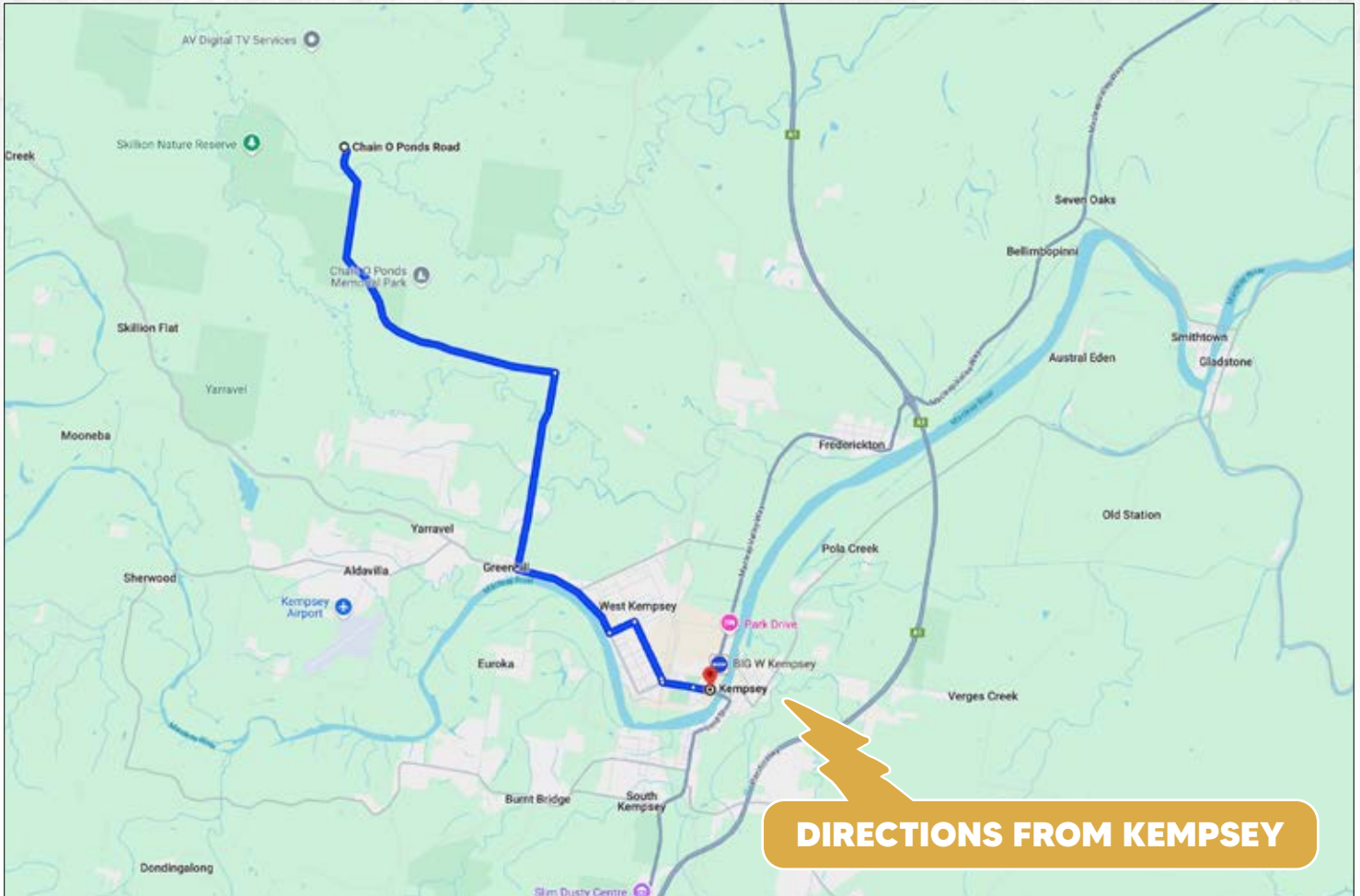
EVENT LOCATION



The Transmoto 8-Hour at Macleay Valley is held on a private property that's located on Chain O Ponds Rd, about 17km northwest of Kempsey in the Mid North Coast region of NSW.

GPS TO EVENT: [-30.9819490, 152.7642287](https://www.google.com/maps/place/-30.9819490,152.7642287)

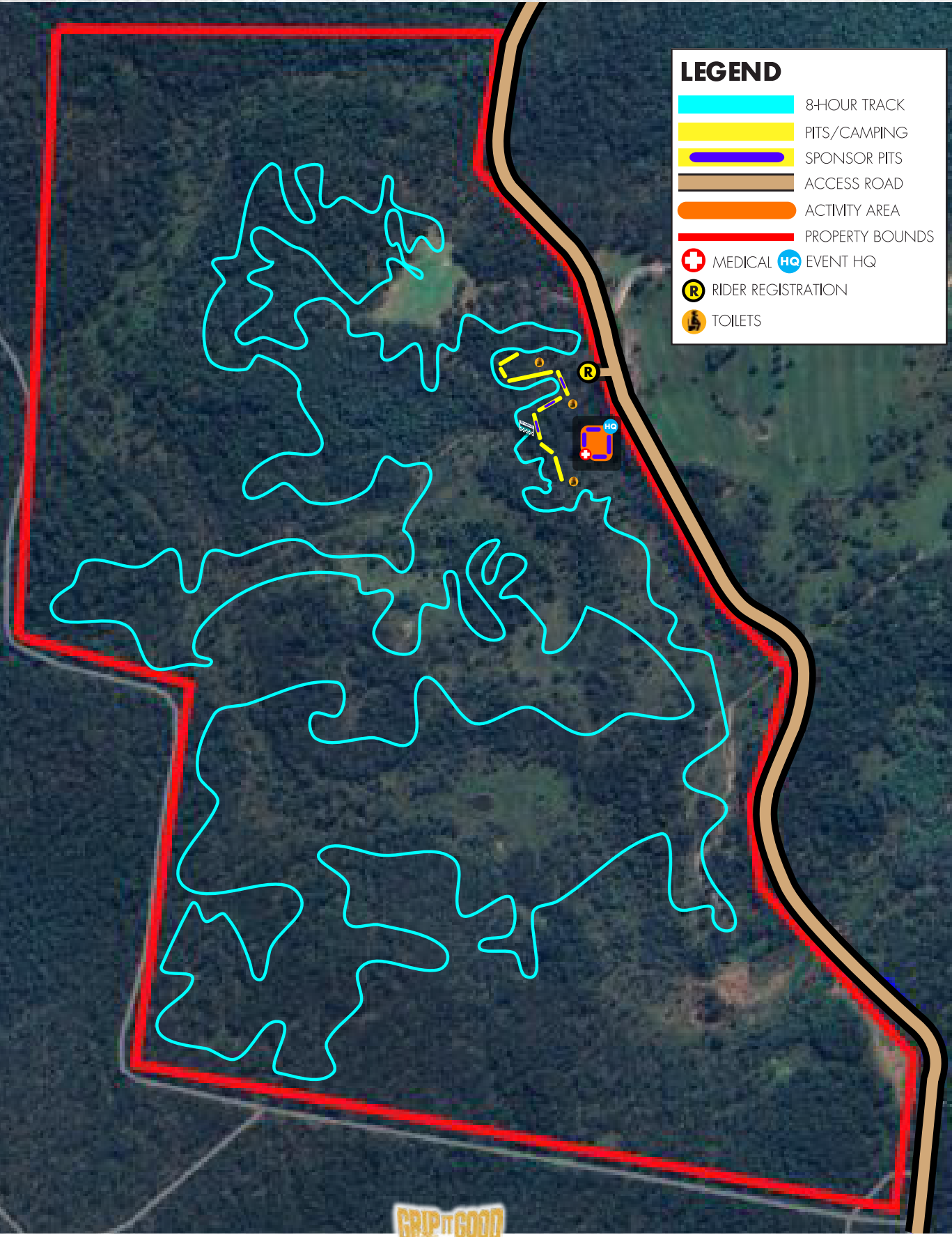
GOOGLE MAPS DIRECTIONS: <https://maps.app.goo.gl/Nd3eKWjbTC47L5hZ9>



NOTE:

- Please use the Google Maps routes provided above (as Waze and Apple Maps can be unreliable) and follow the yellow 'Event Entry' signage.
- The roads are sealed right up until just short of the property's front gate. From there, it's a short stint of station roads and grass paddock to event site itself. This is easily passable for 2WD vehicles in dry conditions but much better suited to 4WD vehicles in the wet – especially if towing a trailer or caravan.
- Drive carefully (and under the speed limit) to reduce dust, watch out for wildlife, and please don't litter.
- Usually held in remote areas, Transmoto events have sections of unsealed roads, soft paddock access and creek crossings from the sealed road to the final camping area. A 4WD vehicle is a necessity for all Transmoto events, especially if you are bringing a heavy bike trailer, toy hauler or caravan. Large front-wheel-drive RVs, caravans towed by 'pretend 4WDs' and front-wheel-drive vans in general can be unsuitable to access these venues. Transmoto bears no accountability if your choice of arrival vehicle is not suitable to access the event site. If you have any questions, please check with us prior to arriving at the event via getus@transmoto.com.au

TRACK MAP



PIT MAP



LEGEND

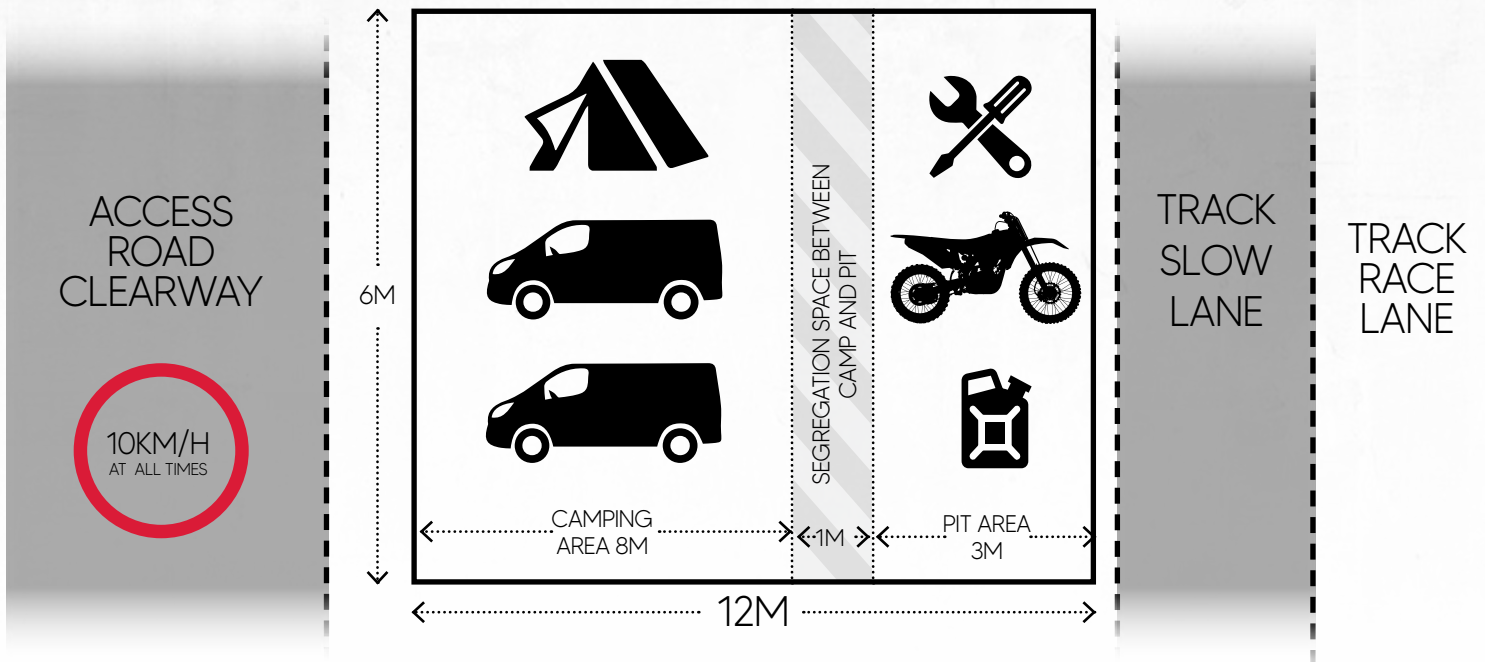
- 8-HOUR TRACK
- PITS/CAMPING
- SPONSOR PITS
- ACCESS ROAD
- ACTIVITY AREA
- PROPERTY BOUNDS
- MEDICAL EVENT HQ
- RIDER REGISTRATION
- TOILETS



PIT ZONE INFORMATION



PIT/CAMPING AREA



'PIT AREA' TIPS

- For bikes, tools and riders
- Enviromat required under bikes for refuelling and/or oil changes
- No naked flames (BBQs allowed in Camping Area only)
- No alcoholic beverages or smoking during Sunday's race
- Children to be supervised at all times

'PIT PLOT' TIPS

- Pre-plan your set-up
- Bring a fire extinguisher
- No glass or breakable containers
- Clean your plot and take all rubbish home

GENERAL INFORMATION



WHO CAN RIDE?

Anyone who's at least 16 years old, as of the weekend the event is held. There's no need to have a road motorcycle licence or a registered bike.

THE COURSE - SUNDAY

Sunday's course is a one-off, custom-made 16-18km loop that will take the average rider between 20 and 30 minutes to complete a lap of. The loop includes terrain that's typical of an average trailride: a challenging (but not intimidating) combination of singletrack, fire road, creek-crossings, hillclimbs and descents, and a fair bit of epic natural-terrain grasstrack sections. There are 'Easy Option' lines for any particularly technical sections. To keep the track pristine for Sunday's racing, bikes are not allowed on the course on Saturday.

JUNIORS & LADIES FUN LOOP - SATURDAY

On Saturday, a non-competitive loop will be open between 11am and 2pm for Juniors (nine- through 15-year-olds) and Ladies (16+) who've pre-entered online. This fun loop will be around 6-8km in length. It includes a variety of natural terrain grasstrack and bush tracks and trails, with sweep riders circulating the track for rider support. Juniors Loop and Ladies Loop riders need to complete Rider Registration and have their bike and helmet scrutineered on Saturday morning, and then meet near the start/finish archway at 10:45am for their riders' briefing - 15 minutes before the loop opens.

Parents or appointed Guardians who would like to accompany their kid(s) on the Juniors Loop will need to sign on as temporary sweep riders at the Event HQ on Saturday morning and ensure their own bike and helmet has also been through scrutineering. But please note this option is only available to parents/guardians whose kid is particularly inexperienced.

FUEL

We've done some rough calculations, and by our reckoning, each team will need between four and six tanks (40-60 litres) of fuel to complete the eight-hour event. This calculation assumes a single four-stroke running for the full eight hours (bear in mind that most two-strokes are thirstier, and that sandy terrain also means you're likely to use more fuel). You would then divide this calculation between however many bikes your team plans to use. The nearest 98-octane unleaded fuel is available in Kempsey.

Anyone wishing to refuel their bikes in the pit area will need to provide at least one 2KG ABE-type Dry Powder fire extinguisher for their pit. Extinguishers should be in clear sight and must have an absorbent enviro mat placed under bike when replenishing any oils, fuel and fluid. Enviro mats can be bought at hardware stores, or a piece of rubber-backed carpet will do the trick. Anyone riding an electric motorcycle should bring a fire extinguisher and fire blanket that are made specifically for lithium batteries.



GENERAL INFORMATION



MECHANICAL SUPPORT & SPARE PARTS

In the spirit of the 8-Hour, mechanically minded pit neighbours can always be called on to help fix any problems with your bike, but because there's no official mechanical support at the event, it's important you make sure your bike is well maintained, and that you bring any spares and tools you're likely to need for running repairs. If in doubt, get your local dealer or mechanic to service your bike well in advance of the event to ensure it's up for the 8-Hour challenge.

CAMPING & ACCOMMODATION

On-site camping is available for participants (within their 6x12m Pit Plots) on the Saturday evening only. There will be portable toilets at the event, but no power or showers. If you're more inclined towards the comforts of home, you're more than welcome to take advantage of the accommodation options in the nearby township of Kempsey (17km), and commute to the event site each day. There are also nice camping options in the region.

JUNIORS & LADIES LOOP - CAMPING

For Juniors Loop and Ladies Loop riders who aren't already pitting/camping with family/friends/guardians entered to race on Sunday, a small separate camping area will be set aside (for Saturday night only). When you arrive at the venue and go through the Rider Registration process, please let officials know whether this applies to you or not (as it will determine which camping area you're directed to).

SPECTATORS

The event is not equipped to handle spectators, and spectators are not allowed on the course itself. Teams are welcome to bring a helper or two (that includes friends and family), but there is no additional camping space outside each team's 6x12m Pit Plot. We provide enough amenities for all competitors, plus a few extra support crew, but any more than that and we risk overloading the venue's amenities, which could be unpleasant for everyone. Note that Team Captains are responsible for getting any nominated support crew to complete the pre-event Digital Sign-On (for non-riders).

GENERAL INFORMATION



VEHICLES

In the interests of maintaining comfort and space in the pits, we request a limit of two vehicles per team. Any additional vehicles/trailers will need to be parked in the overflow parking area (which traffic marshals will direct you to). If you'd like to be pitted next to another specific team(s), make sure you meet up with them prior to getting there, and then convoy into the venue together. Better still, make a weekend road-trip out of it.

FARM BIOSECURITY MEASURES

To help prevent the introduction or spread of unwanted seeds and weeds or cattle diseases – all of which can quickly undermine a rural property's commercial viability – the landowners who host Transmoto's enduro

events have respectfully asked that riders rock up to the event with clean bikes. This is particularly the case in Queensland, due to the Qld state government's growing concerns about the rapid spread of fire ants. So, if your bike/trailer/vehicle is still slathered in mud from your last ride, please give them a good tub before arriving at the event. Just be aware that, if you turn up at the venue's gate with a dirty bike/trailer/vehicle, you may be asked to go back into town to give them a wash.

FOOD & DRINKS

There will be some fantastic food and drink options on-site, on both Saturday and Sunday. The food stalls will appreciate your support, but feel free to bring your own supply of food and drinks for the weekend.

GENERAL INFORMATION



OVERTAKING

As there's such a wide range of riding abilities entered, a key element of Transmoto events is overtaking. The course is designed to allow multiple areas around the track where faster riders can pass slower riders easily and safely.

If you find yourself behind a slower rider, be respectful of their event experience, show some patience and pass at the earliest safe opportunity. If you find yourself in a situation with a clearly faster rider behind you, show them courtesy by allowing them to overtake as soon as possible and give them plenty of room so they can do so safely.

THE 'VIBE OF THE THING'

Rider etiquette has always been a big part of Transmoto's events. We encourage good sportsmanship, care and courtesy towards other riders because we want everyone to have a good, positive experience - whether that's on the track, in the camping area, or on the access roads leading to and from the event venue.

And please, ride to the conditions. This is dirt bike racing, after all, and there is a fair chance conditions could be dusty and/or muddy. It's a marathon, not a sprint. Ride at a pace that you feel you can comfortably maintain for the full eight hours.

And remember, HAVE FUN!

RIDER SIGN-ON

transmoto
RAFFLE
1 for \$5
3 for \$10
7 for \$20
20 for \$50



IN-CAR RIDER REGISTRATION

The traditional at-event rider sign-on should have already been completed online. If riders have not yet completed this, it must be done here ASAP: [2026 Macleay Valley Digital Sign-On \(Riders\)](#). The same applies for any nominated support crew entering the event (which includes friends and family attending). If support crew have not yet completed a pre-event online sign-on, it needs to be done here ASAP: [2026 Macleay Valley Digital Sign-On \(Non-Riders\)](#).

Here's a snapshot of the process used for entering the event venue on Saturday:

- Saturday's Rider Registration is an 'in-car' process, which includes Photo ID and MA Licence checks, plus the collection of competitor bags and the team's transponder and team stickers.
- A team member will be required to leave their Driver Licence or Senior National MA Licence as collateral for the safe return of the team's timing transponder and all mounting pouch.
- All riders and nominated support crew will then get a wristband to confirm their registration is complete. Whether you're a rider or support crew, these wristbands must be fitted immediately at Rider Registration and worn throughout the entire weekend.
- Teams will then be directed to the next available Pit Plot by event traffic marshals.

To help this in-car Rider Registration run smoothly, make sure you have all the relevant documentation with you and ready to rock in the car. Each rider requires:

- Photo ID;**
- Annual **Senior National MA Licence** (if you don't have one, you should have already purchased One Event Competition Licence during the online entry process); and
- If you are under 18 and entered in Sunday's 8-Hour, you must be accompanied by your parent or a guardian for Saturday's in-car Rider Registration process and for the event's duration.

RIDER REGISTRATION ENDS AT 4PM SHARP ON SATURDAY

This is to ensure the Riders' Briefing is held on time.

SUSPENDED RIDERS

For riders who have had their Senior National MA Licence suspended due to medical conditions, please ensure you bring a doctor's certificate to Rider Registration, or you will not be allowed to ride. If you wish to check your status, go to www.motorcycling.com.au (or to the equivalent web page of the MA state body where your national licence was issued) and search for 'Suspended Riders'.

The **Transmoto 8-Hour at Macleay Valley** is operating with the assistance of the crew from the Macleay Valley Enduro Riders (MVER). All competitors who do not have a current membership with an MA-affiliated motorcycle club will have paid \$10 during the online entry system and become temporary MVER members for the duration of the 8-Hour.

RIDER SIGN-ON



TIMING & TRANSPONDERS

Each team will be allocated a single electronic 'Motosponder' transponder, and this will act as the 'baton' for what is essentially an endurance 'relay' race. To make sure their race laps are registered and timed, the team's transponder needs to be exchanged from one rider to the next during transition. Each team will be supplied with a neoprene pouch with velcro to attach the transponder to his/her bike's upper fork leg, although feel free to apply some 'creative thinking' to how you exchange your team's transponder at transition.

If a team loses their transponder during the race, they will be able to purchase a replacement Motosponder transponder for \$50 at the Transmoto Merchandise Tent and continue in the event. Riders are not permitted onto the course unless they have an allocated Motosponder transponder affixed to their bike.

It's important that you return your team's transponder and pouch at the end of the race. The Timing Services team will retain a team member's Driver Licence as a 'bond' to ensure this happens.



YOUR TRANSPONDER IS YOUR LIFELINE. IT TRACKS YOUR TEAM'S POSITION IN THE RACE AND IS NOT CHEAP TO REPLACE. EACH TEAM IS RESPONSIBLE FOR THE SAFE RETURN OF THEIR TRANSPONDER. SHOULD IT BE LOST, STOLEN OR DAMAGED, THE TEAM WILL BE LIABLE FOR THE REPLACEMENT COST OF \$50 (OR \$30 PER UN-RETURNED TRANSPONDER POUCH). IN SHORT, LOVE YOUR TRANSPONDER!

RACE RULES & OTHER GUIDELINES



The Transmoto 8-Hour is a unique dirt bike event that is run under rules set by Motorcycling Australia (MA).

The compliance to these rules will be observed by MNSW-accredited officials (who will be wearing high-vis vests), so please follow their requests. If you do not, you may be excluded from the event. In keeping with these events' nature, we encourage the idea that rider behaviour is governed by a set of guidelines based on common-sense and courtesy to fellow riders.

THE RACE

The event operates as a timed relay race, with the rider's/team's time starting when they pass under the start/finish line at the beginning of the day. Once riders complete their lap, or laps, they hand the team's transponder (which is, in effect, the team's 'baton') over to another team member. The aim of the race is to complete as many laps as possible within the eight-hour window. In the event that multiple teams complete the same number of laps, then the winner will be whichever team completed their laps in the shortest time.

A lap that's started inside the eight-hour window will be counted only if it is completed by crossing the start/finish line. After receiving the 'Last Lap' board, competitors must therefore complete the lap and then pass under the start/finish line to take the chequered flag and be classified as a legit finisher.

THE START

The race will be started on Sunday morning, but faster and more serious riders have the opportunity beforehand to secure a position near the front of the starting grid. To establish a position on the first 10 rows (that's 40 riders) of the starting grid, riders/teams will need to make a \$50 donation to the event's charity fundraiser and participate in a short running race - the "MXstore Charity Boot Race" - at 4:00pm on Saturday (in moto boots and with a dedicated footrace transponder strapped to their arm), with elapsed times determining the order of the top 40 on the grid. A Pole Position Auction will then determine the pole position team (who'll get a one-minute head-start on the entire field), with the winning bidder's contribution also going to charity. If, on the other hand, your team is at the less serious end of the spectrum, simply grab a place toward the back of the starting grid's rows-of-four on Sunday morning.

RACE RULES & OTHER GUIDELINES



RACE LICENCES

All riders must have either a current annual Senior National Motorcycling Australia (MA) Licence or buy a One Event Competition Licence (OECL), available when pre-purchased during the online entry process for \$100. Note that, because One Event Competition Licences are issued in each rider's name, they are non-transferable and non-refundable. There will be a strictly limited number of One Event Competition Licences available on Saturday (for \$104, cash only).

PROTECTIVE EQUIPMENT

All participants are required to wear full protective equipment, including an Australian Standards-approved riding helmet, plus boots, goggles and gloves that meet the requirements set down by [Motorcycling Australia's 2026 MoMS \(Manual of Motorcycle Sport\)](#).

It's imperative that all riders wear full protective clothing during the entirety of Sunday's race. If in doubt about any item of clothing/gear (cape, wig, streamers, Batman suit, etc), come and speak with the Clerk of the Course on Saturday.

SCRUTINEERING - BIKE & HELMET

All entrants' bikes and helmets will be scrutineered on Saturday, and must comply with [MA's 2026 MoMS guidelines](#). Look for the big green Motorex scrutineering tent in the main event hub area, which will be open from 9am on Saturday.

For **bikes**, that includes plugged bar-ends, a handlebar pad fitted, clutch and brake levers with ball-ends, return spring on rear brake pedal, self-returning throttle, sprung footpegs, sidestands must be secured (if your bike already has a sidestand fitted, that is), and an exhaust that satisfies the relevant noise emission test (112dB/A @ 2m).

For **helmets**, p261 of Motorcycling Australia's 2026 Manual of Motorcycle Sport (MoMS) contains an updated list of helmets that are approved for racing use in Australia. So, in addition to helmets that carry the labels outlined in previous versions of MA's MoMS, you'll find a number of other approved standards' labels, attached externally or internally to the helmet [ECE 22-05/22-06; SNELL M2020D/M2020R/M2025D/M2025R; JIS T 8133: 2007; AS1698; FRHPhe-01/02 (FIM)]. Scrutineers will not pass helmets whose label has worn or fallen off, so please double-check your lid before you leave home.



RACE RULES & OTHER GUIDELINES



POV/HELMET CAMERAS

Cameras may be fitted to the motorcycle, provided they are securely mounted. Camera mounts are subject to approval by the Chief Scrutineer (including chest-mounted POV cameras). Helmet-mounted cameras are not permitted unless the camera is integrated into the helmet, by design of the manufacturer. The term "helmet camera", as outlined in the MoMS's General Competition Rules (GCRs), is intended to define all components of a camera that attaches to a helmet in any way, including any mounting device. All helmets are to remain free from all modifications or attachments relating to the use of cameras (ie, helcam mounts).

GOGGLE TEAR-OFFS

Tear-offs are banned for enduro racing in Australia and are an especially big no-no on private properties with livestock. Roll-off systems are allowed.

WIFI & LIVE TIMING

A live timing monitor will be set up at the event's central admin area, but if you want to keep track of the timing via your mobile device, simply download the "Race Monitor" app through either the App Store (for iOS) or Google Play (for Android) before you get to the event. There will be free WiFi in the Event Hub for riders to access live timing, but please limit App use to one device per team during the race.

CONDITIONS OF ENTRY

For details about refund policy, event cancellation, privacy statement and general conditions of entry into Transmoto Enduro Events, refer to [the 'Legal' section on Transmoto Events' website](#).

EMERGENCY INFORMATION



In the unlikely event that the Transmoto 8-Hour at Macleay Valley needs to be evacuated (fire, flood or any other reason), participants are asked to clearly follow the direction of event staff to ensure the safe exit of all riders, support crew, staff and officials.

PROCESS:

- Transmoto will notify all participants of the situation via the event PA system (please tune your vehicle or portable radios to 87.6FM).
- In the case of an evacuation of campsites, all participants are to calmly assemble in the designated emergency area. This is located near the event's entry gate (on Chain O Ponds Rd) and await further instruction.
- Transmoto event crew in high-vis vests will go campsite to campsite as required to assist in the relocation of participants to the emergency assembly area.
- Should the event need to be completely evacuated, participants will be asked to access their vehicles and exit via the eastern side of the event site directly onto Chain O Ponds Rd.

If there are any incidents (fire, dangerous behaviour, or anything else that just doesn't look right), riders and their support crew are encouraged to notify a Transmoto event crew member immediately. Our goal is to run a safe and successful event, so please work with us to make that happen.



SPONSOR ACTIVATIONS



If you want to get all touchy-feely with that flash-looking new-model dirt bike you've been eyeballing, check out a new set of riding gear, or throw some fresh rubber on your ride, it's well worth taking a wander through the Event Village.

This is what's on the cards from our partners at the 2026 Transmoto 8-Hour at Macleay Valley...

KTM, HUSQVARNA & GASGAS

The KTM Motorcycles Australia crew - along with some of their local dealerships - will be rolling out a display of the KTM group's three off-road model ranges, so why not throw a leg and try them for size? Or simply put a deposit down on one! These guys will also have a bunch of genuine KTM, Husqvarna and GASGAS accessories and apparel available to buy on-site at sharp prices, along with a range of high-performance WP suspension componentry.



SPONSOR ACTIVATIONS



MXSTORE CHARITY BOOT RACE

There's only one way to get your team a place in the starting grid's top-40 (the first 10 rows), and that's by donating \$50 to charity, pulling on your moto boots and setting a red-hot time at the MXstore Charity Boot Race at 4pm on Saturday arvo. When you get to the venue, head on over to the Transmoto Merch tent, throw down a Pineapple and get your team in the mix. It's first-in, best-dressed, and there's only 40 spots up for grabs. All money raised will be donated to a local charity.



UNIFILTER FILTERS

UniFilter is back for 2026 with their legendary free air filter oiling program. To take advantage of this super-practical service, all you need to do is put your (clean and dry) foam air filter(s) in a zip-lock bag with your details written on it; then drop it off at the UniFilter tent, and (irrespective of the filter's brand) the boys will professionally oil it/them up for you - all for FREE! They'll also have a selection of new air (and oil) filters available to buy.



MOTOREX

The Motorex guys' big green inflatable tent conveniently doubles as the scrutineering area, where you'll find a range of their high-quality, Swiss-made oils and bike care products. So, swing by if you're caught short for oil, lube or other products, and give your steed the last-minute love it needs. Speaking of Motorex, you're going to love the special Motorex Split-Lane Barrel Race - a special split-lane section of the race loop that allows fast riders to throw down showpony passing moves in close proximity to the event's main pit paddock!

SPONSOR ACTIVATION



DUNLOP

Need some new shoes for your dirt squirter? Our pals at Dunlop will be stuffing a van full of rubber and heading to the event. Don't waste your weekend sliding around on slicks. Wander over to the big yellow Dunlop marquee and treat yourself to some fresh, sharp-edged knobs. You could even win yourself a free set of Dunlop Geomax hoops by entering the Dunlop Tyre Toss (held at 2pm on Saturday arvo).



CTI/GALL BROTHERS MEDICAL

If you own a set of CTi kneebraces that need some recalibration – or if you're in the market for a new set of kneebraces (or wrist braces, for that matter) – Queensland-based Shaun Gall from Gall Bros Medical will be on hand to fit, refurb and sell the latest brace technology.



VW AMAROK

We've been rolling in a trick new VW Amarok PanAmericana for 18 months now and will be rolling it out at the 8-Hour for everyone to take a close look at. Also, if you happen to own a VW Amarok (and plan to travel to the event in it), it might pay to get to the event early. The first Amarok through the gate gets a 'Pimped Pit' upgrade – a prime-position, oversized pit plot that comes complete with a VW-branded 6x3m pop-up tent – all set up and waiting for you!

SPONSOR ACTIVATIONS



GAERNE BOOTS

The crew from Gaerne will be staging the notorious "Gaerne Rut Limbo" at 3:30pm on Saturday arvo, with the winner taking home a new set of Gaerne SG-22 boots (worth \$1000). Think conventional limbo, except with a manicured rut and cranked-over dirt bike thrown into the low-as-you-can-go, bar-scraping mix!



LEATT APPAREL

The guys from riding gear and protective apparel specialist, Leatt, won't be on-site at Macleay Valley. But as new MA rules for 2026 make wearing body armour mandatory for enduro racing, the Transmoto Merchandise tent will have a limited stock of Leatt armour available to purchase for anyone who missed the new-rule memo.



TRANSMOTO

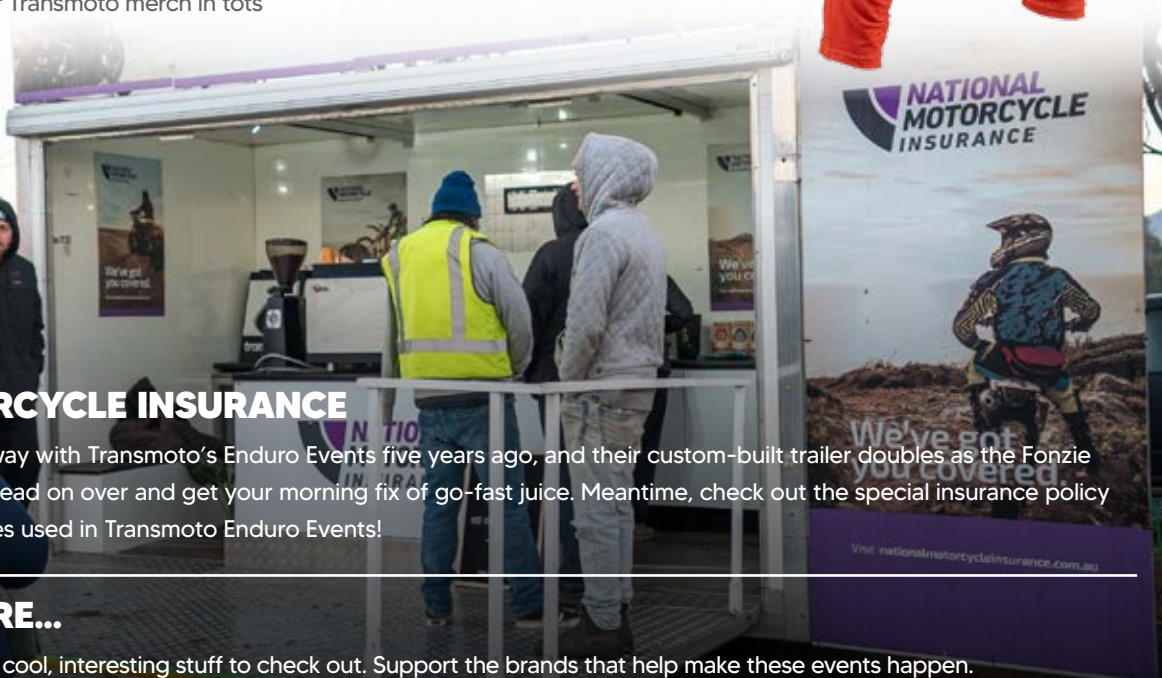
The Transmoto Merchandise tent will be stocked with a fresh range of T-shirts, along with Transmoto caps, beanies, hoodies, gloves and shed hangers. Also on offer for the grommets is a range of Transmoto merch in tots' and kids' sizes.

NATIONAL MOTORCYCLE INSURANCE

NMI came on board in a big way with Transmoto's Enduro Events five years ago, and their custom-built trailer doubles as the Fonzie Abbott Barista Coffee spot. Head on over and get your morning fix of go-fast juice. Meantime, check out the special insurance policy NMI offers exclusively for bikes used in Transmoto Enduro Events!

AND THERE'S MORE...

There will be a bunch of other cool, interesting stuff to check out. Support the brands that help make these events happen.



FREQUENTLY ASKED QUESTIONS



Here's a bunch of helpful answers to all those questions we're often asked. If we don't address your question here (or in the more specific information provided on each event's dedicated web page), drop us an email at: getus@transmoto.com.au

I'VE ENTERED AND I WANT MORE INFORMATION. HOW DO I GET IT?

All successful, paid-up entrants will receive a confirmation email shortly after payment. A comprehensive Rider Information Guide will then be emailed to each entrant approximately 10 days before the event. Entrants will also receive a few emailed updates and more specific information in the week leading up to the event.

Easily accessible information will also be posted on [Transmoto's Facebook event pages](#).

DO I NEED TO ARRIVE ON SATURDAY?

Yes, absolutely. When your captain did the team's online entry, they will have requested one of two time slots for your team's Saturday arrival: either 9am to midday, or midday to 3pm. The Rider Registration process (between 9am and 4pm) is done on arrival while you sit in your car, so it will streamline the arrival and entry process if team members all travel in the one car, or at least convoy into the venue together. Attendance at Saturday afternoon's Riders' Briefing is also compulsory for all riders.

DOES EVERY TEAM MEMBER NEED TO BE PRESENT AT SATURDAY'S RIDER REGISTRATION & RIDERS' BRIEFING?

Yes, attendance at both Rider Registration and Riders' Briefing is compulsory for every rider. There will be no opportunity to register after Saturday's Rider Registration window.

WHAT ID &/OR PAPERWORK DO I NEED TO BRING WITH ME?

All riders must bring photo ID and their annual Senior National MA Licence (if riders don't have an MA Licence, they will have purchased a One Event Competition Licence during the online entry process).

If a rider is under 18, they must be accompanied by their parent or a guardian for Saturday's Rider Registration process and for the event's duration.



FREQUENTLY ASKED QUESTIONS



WHAT HAPPENS WHEN I GET TO THE EVENT?

As Saturday's Rider Registration process will be in-car, having all team members in the one car will streamline the process and make it easier for everyone. This in-car sign-on process (for riders and support crew) includes annual Senior National Motorcycling Australia Licence and photo ID checks, plus the collection of competitor bags and the team's transponder and pouch and team stickers. All riders and support crew will then get a wristband to confirm their registration is complete. At this point, teams will be directed to the next available camping and Pit Plot by event traffic marshals.

HOW LONG DO I NEED TO WEAR THE COLOUR-CODED WRISTBAND?

For the entire weekend, Sunday's race included, as this will confirm you're a properly registered rider or nominated support crew.

CAN I 'HOLD/RESERVE' A NEIGHBOURING PIT PLOT FOR ANOTHER TEAM?

Short answer: no. Teams will be directed into the next available Pit Plot by traffic marshals upon arrival at the venue. So, if you'd like to be pitted next to another a specific team(s), you'll need to make sure you meet up with them prior to getting there, and then convoy into the venue together.

WHAT CAN FIT IN MY ALLOCATED PIT PLOT?

As each team's 6m x 12m Pit Plot includes an area for camping and for pitting, there's only room for a maximum of two vehicles in each pit plot. That's why it makes a lot of sense to car-pool with your friends and/or teammates. Vehicles bigger than standard vans/4WDs will not have access to the pit area.

FREQUENTLY ASKED QUESTIONS



IS THERE AN OVERFLOW PARKING AREA?

An overflow parking area is available and will be well sign-posted. Trailers can also be kept in this overflow parking area if you need additional space in your team's Pit Plot.

WHAT FACILITIES ARE AVAILABLE AT THE EVENT?

All events have toilet facilities, but no showers or mains power. Food, drinks, tea and coffee are available to purchase in the pit paddock on both Saturday and Sunday. There are usually a number of trade alley stalls, bike displays and merchandise to buy. Events that have reliable mobile service will offer cashless purchase, but bring cash as back-up.

ARE FRIENDS, FAMILY, SUPPORT CREW OR SPECTATORS ALLOWED TO ATTEND?

Yes. But please bear in mind that Transmoto Enduro Events are not designed to cater to spectators. Each Ironman rider or Pairs/Team entry is welcome to bring a helper or two (this includes family and friends), but there is no additional camping space outside each team's 6x12m Pit Plot, and parking space at the venue is strictly limited. We provide enough amenities for all competitors, plus a few extra 'helpers/pit crew', but any more than that and we risk overloading the venue's amenities. Do the right thing and it will make it a better time for everyone.



FREQUENTLY ASKED QUESTIONS



WHAT SORT OF RIDING CAN I EXPECT?

Each course's one-off, custom-made loop is between 12 and 18km long. The loop includes terrain that's typical of an average trailride: a challenging (but not intimidating) combination of singletrack, fire road, grasstrack and sandy/loamy sections. The courses are designed to include multiple areas where faster riders can pass slower riders easily and safely.

WHAT RIDING SKILL LEVEL WILL I NEED TO RIDE THE EVENT?

All courses are designed to be challenging, but fun, for riders of intermediate to advanced skill levels.

HOW OLD DO I HAVE TO BE TO ENTER?

Any rider who is 16 years of age or older (as of the event date) is eligible to enter and ride.

IF I'M UNDER 18, DO I NEED A PARENT OR GUARDIAN AT THE EVENT?

Yes. Riders under 18 years old must have a parent or guardian vouch for, and accompany, them for the event's duration, including during the Rider Registration (sign-on) process.

DOES MY BIKE NEED TO BE REGISTERED?

No. Transmoto Enduro Events are all held on private property, so bike registration is not required. That means registered trailbikes and non-registered motocross and cross-country bikes are all welcome.

HOW DOES SCRUTINEERING WORK?

All entrants' bikes and helmets will be scrutineered on Saturday, and must comply with [MA's 2026 MoMS guidelines](#). For bikes, that includes plugged bar-ends, a handlebar pad fitted, clutch and brake levers with ball-ends, return spring on rear brake pedal, self-returning throttle, sprung footpegs, sidestands must be secured (if your bike already has a sidestand fitted, that is), and an exhaust that satisfies the relevant noise emission test (112dB/A @ 2m).

For helmets, note that page 261 of Motorcycling Australia's 2026 Manual of Motorcycle Sport contains an updated list of helmets that are approved for racing use in Australia. Scrutineers will not pass helmets whose label has worn or fallen off, so double-check your lid before you leave home.

FREQUENTLY ASKED QUESTIONS



IS IT OKAY TO WEAR A POV/HELMET CAMERA?

Cameras may be fitted to the motorcycle, provided they are securely mounted. Camera mounts are subject to approval by the Chief Scrutineer.

Helmet-mounted cameras are not permitted unless the camera is integrated into the helmet, by design of the manufacturer. All helmets are to remain free from all modifications or attachments relating to the use of cameras (ie, helcam mounts).

CAN I USE GOGGLE TEAR-OFFS?

No. Tear-offs are banned for all off-road racing in Australia. Roll-off systems are allowed.

DO I NEED A HEADLIGHT ON MY BIKE?

No. Transmoto's Enduro Events are staged during daylight hours.

DO I NEED A ROAD MOTORCYCLE LICENCE?

No. As Transmoto Enduro Events are held on private property, there's no need to have a road motorcycle licence.

DO I NEED AN ANNUAL SENIOR NATIONAL MOTORCYCLING AUSTRALIA LICENCE OR AN MA ONE EVENT COMPETITION LICENCE?

Yes, you will need one or the other. Although 'recreational' in nature, Transmoto Enduro Events are technically races, which are sanctioned by Motorcycling Australia (MA).

So, to make sure you are covered in the event of an accident, you will need MA insurance coverage. This is included in your annual Senior National Motorcycling Australia Licence. But if you do not have a current annual MA Licence, you will need to purchase a One Event Competition Licence (ideally, purchased during your team's online entry) to ensure you're covered. Without this insurance, you cannot ride. The One Event Competition Licence (OECL) is a legal insurance document, issued to each specific rider by the relevant Motorcycling Australia state body. It is therefore non-refundable and non-transferable.

AM I ABLE TO PURCHASE A ONE EVENT COMPETITOR LICENCE AT THE EVENT?

Any rider requiring an 'OECL' should have purchased it during the team's online entry. But in special circumstances, there will be a strictly limited number of One Event Competition Licences available at the Event HQ on Saturday (for \$104, cash only).

FREQUENTLY ASKED QUESTIONS



DO I NEED AMBULANCE COVER?

Yes, absolutely. It is the rider's responsibility to have current ambulance cover for the event. If, for example, a rider is injured, they will be responsible for all ambulance costs, which may include an expensive helicopter ride.

Don't risk it.

CAN RIDERS SHARE BIKES?

Yes. Team members can share a bike(s), insist on riding their own, or beg, borrow or steal another rider's bike; whatever it takes for teams to get their laps done.

CAN I RIDE MORE THAN ONE BIKE?

Sure. Feel free to cut a lap(s) on whatever you like, so long as any bike taken onto the course has been scrutineered (to the 2026 MoMS standard - complete with bar-ends, secured sidestand, return spring on rear brake pedal, etc, etc) on Saturday.

DO WE HAVE TO ALTERNATE LAPS BETWEEN TEAM MEMBERS?

No. You can structure your ride and your team however you like. You may want to get your stint all done in one go so you can sit back and relax, safe in the knowledge all your riding is done. Or you might prefer to do two-, three- or four-lap stints. Maybe one lap is enough before you need a lie-down. Do it however you like.

HOW DOES THE TRANSPONDER TIMING WORK?

Each team will be allocated a single electronic transponder (and the pouch used to attach it to the team bikes), and this will act as the 'baton' for what is essentially an endurance 'relay' race. To make sure their race laps are registered and timed, the team's transponder needs to be exchanged from one rider to the next during transition. Timing Services team will retain a team member's Driver Licence as a 'bond' to ensure the transponder and pouch are returned after Sunday's race.



FREQUENTLY ASKED QUESTIONS



DO I NEED RACE NUMBERS ON MY BIKE?

No. Race numbers are not required because the team's transponder (which acts as a baton) is used to count your team's laps. If you already have race numbers on your sideplates and/or front plate, there's no need to remove them. At Rider Registration, each team does get a small round sticker (5cm diameter) with the team's allocated number and this needs to be stuck to the bike simply for back-up identification purposes. Plus, it's a nice badge of honour for your stead, as is the small scrutineering sticker that confirms your helmet has also passed.

CAN I WIN ANYTHING?

You sure can. In addition to the trophies for the race's podium placegetters, there's a bunch of other special category and novelty awards, and a raft of sponsor prizes are handed out to participants at random. Note that Teams of 3 and Teams of 4 will be grouped together for the Class results, but entering in a relevant 'Team Category' will increase your team's chances of taking home a trophy. There will be no official presentation, but trophies and prizes can be collected near the Timing Services tent at the end of the race on Sunday afternoon, when you're returning the team's transponder and pouch.

IS THERE ANY PRIZE MONEY?

No. Transmoto Enduro Events are all about participation, enjoyment and hanging out with your mates. There are no points or prize money on offer.

WHO RUNS THE TRANSMOTO ENDURO EVENTS?

Transmoto is Australia's largest online dirt bike community and runs some of the biggest off-road events in Australia, reaching up to 4000 participants each year. We are a small but qualified team of event managers, content creators and dirt bike fanatics who love nothing more than getting out on a trail and tearing it up. At each location, the Transmoto event team works in conjunction with an experienced Course Manager to create the best tracks possible. We also partner with Motorcycling Australia's State Controlling Bodies (SCBs) and local motorcycle clubs, whose highly qualified officials and sweep riders help create a professional, well-organised event experience.

FREQUENTLY ASKED QUESTIONS



IS MOTORCYCLING AUSTRALIA INVOLVED IN THE EVENTS?

Yes. Transmoto's Enduro Events are licensed and permitted by Motorcycling Australia's relevant SCB (State Controlling Body).

WHAT ABOUT MECHANICAL SUPPORT & SPARE PARTS

Mechanical support and spare parts will only be available at selected events. Dunlop has a tyre sales and fitment program at most events too. Mechanically minded pit neighbours can always be called on to help with any problems with your bike. So, it's important you make sure your bike is well maintained, and that you bring any spares and tools you're likely to need for running repairs. If in doubt, get your local dealer or mechanic to service your bike well in advance of the event to ensure it's up for the multi-hour challenge.

DO I REALLY NEED AN ENVIRO MAT & FIRE EXTINGUISHER?

Yes. When you replenish fuel, oils or fluid in the Pit Area, you need to place an absorbent enviro mat under your bike (plus dismount from the bike and switch the engine off). Enviro mats can be bought at hardware stores, or a piece of rubber-backed carpet will do the trick. Each pit will also need to have at least one 2KG ABE-type Dry Powder fire extinguisher, which must be in clear sight for race officials. Anyone riding an electric motorcycle should bring a fire extinguisher and fire blanket that are made specifically for lithium batteries.

ARE THERE ACCOMMODATION OPTIONS NEARBY?

A greater majority of entrants camp at the venue on Saturday night. On-site camping is available for participants (within their 6x12m Pit Plots) on the Saturday evening only. But if that's not your thing, a range of accommodation options is available within a reasonable drive from most venues.

ARE THERE FUEL & BIKE SHOPS NEARBY?

Did you forget to fill your jerry cans or buy those spare parts you needed? No problem. The information that's emailed to all entrants before the event will provide you with fuel and bike shop options in close proximity to the event.

CAN I RIDE MY BIKE IN THE PIT PADDOCK?

Bikes may only be ridden on Saturday to and from scrutineering - so long as it's at walking pace and a helmet and enclosed footwear is worn. On Sunday, one rider from each team may ride to the starting line. There's a 10km/h speed limit for all vehicles in the pit paddock. Pushbikes can be ridden at walking pace in the pit paddock's internal space/void, but not in the Event HQ area.

CAN I PRE-RIDE THE RACE LOOP ON SATURDAY?

No. To keep the track pristine for Sunday's racing, bikes are not allowed on the loop on Saturday.

FREQUENTLY ASKED QUESTIONS



WHAT'S THE MOBILE COVERAGE LIKE?

At most of the Transmoto events, there is some type of mobile coverage (but not all of them). Telstra is generally the best option. Don't bank on having 5G at every stop, but you can generally get a call or a text out if need be.

CAN I USE MY GENERATOR IN THE PITS?

Yes, but only between the hours of 6am and 10pm.

HOW DO I HEAR ON-GROUND ANNOUNCEMENTS?

The event's PA system uses a few banks of speakers to ensure announcements can be heard throughout the pits. Plus, you can tune your radio into an FM frequency that'll simulcast the PA system's music and announcements all weekend. The specific FM frequency for each event (usually 87.6FM) will be posted on signs near each venue's entry.

CAN I ERECT MY PIT TENT/MARQUEE IF IT'S REALLY WINDY?

Sure. So long as you bring counterweights and/or pegs and guy ropes to properly secure your pit tent(s). Cartwheeling tents can pose a real danger in a crowded pit paddock. Participants will be notified of any adverse weather conditions prior to the event.

ARE FIRES ALLOWED AT THE EVENT?

Open-flame 'ground fires' are not allowed, but you are welcome to bring an enclosed and elevated brazier or pot-belly/cast-iron stove to contain your fire for Saturday evening. Gas cooking equipment is okay. All fires must be extinguished by 6:30am on Sunday morning and kept that way for the duration of Sunday's racing. At some venues, enterprising locals have bags of hardwood for sale at reasonable prices.

WHAT IF ONE OF MY TEAM MEMBERS SUDDENLY CAN'T MAKE IT?

If, through injury or unforeseen circumstances, a team member has to withdraw before the event, you are welcome to find a replacement rider. Note, however, that you MUST inform us (via email: getus@transmoto.com.au) with full details of the change.

If the incoming rider requires a One Event Competition Licence (OECL), a new fee will apply (because these licences are legal documents issued in each rider's name and are therefore non-refundable and non-transferable).

AFTER PAYING MY ENTRY FEE, CAN I GET A REFUND?

You will receive a 50% refund of your entry fee if, through injury or unforeseen circumstances, you withdraw more than one week before the event. If you withdraw less than one week from the event, you will forfeit 100% of your entry fee.

PROBLEMS OR QUESTIONS?

Just drop us an email at getus@transmoto.com.au and we'll get back to you as soon as possible.





TRANSMOTO

www.store.transmoto.com.au

Into riding dirt bikes?

Like hanging out with your mates around a blazing fire and sharing a few cold tins?

Don't really care what other people think?

Whether you're a rider, slider, miscreant, moocher, bike tinkerer, or just love sharing war stories after a long day on the steed, then you should fit right in here.

We find great artists and make quality merchandise - shit we'd want to wear (and often do!).

It's pretty simple, and we hope you like it.

You can pre-order Transmoto merch online, plus there's a wide range available to purchase on-ground at each event.



SHOP TRANSMOTO MERCH!



**LIMITED EDITION
MACLEAY VALLEY
TSHIRT + HOODY
AVAILABLE ON-SITE!**



PROUDLY BROUGHT TO YOU BY...



transmoto

www.TRANSMOTO.com.au