



COMPETITOR INFORMATION GUIDE

WELCOME!



It's great to see you've signed up for the 2024 Transmoto 10-Hour at Tumut...

After a long, hot summer, we're so looking forward to some cooler, bike-friendly weather, and fizzing to get together with you and your mates for a memorable weekend worth of road-tripping, camping, riding and bench-racing good times at the first Transmoto event for 2024.

Travel safely. We look forward to seeing you at the epic venue for the third running of the Transmoto 10-Hour at Tumut, powered by GASGAS.

– The Transmoto Crew

ABOUT TRANSMOTO ENDURO EVENTS

Our goal has always been to strip out the bullshit, sideline any unnecessary rules, and throw fun events for people who just want to get out there to ride epic locations with their buddies, lap up the relaxed atmosphere, and go home with a smile on their dials.

Right from the get-go 12 years ago, our team-based events struck a chord with the dirt bike community. And we're proud of the fact we've inspired new and existing riders to take their bikes out of the shed and into the dirt and, in doing so, help grow the broader motorcycle community – racers, recreational riders, juniors, clubs and the industry alike. It's just the bloody vibe of the thing, really.

transmoto



www.TRANSMOTO.com.au

EVENT SCHEDULE



SATURDAY, MARCH 16

9am	Venue open to entrants
9am – 4pm	In-car Rider Registration (Photo ID & MA Licence checks, plus competitor bag & team transponder pick-up)
9am – 4pm	Scrutineering open
9am – 7:30pm	Event Village open (sponsor activations / catering 10am – 7:30pm / barista coffee 8am – 4:30pm)
4:00pm	Starting Grid Footrace (for top 40 positions)
4:15pm	Pole Position Auction
4:30pm	Riders' Briefing
4:45pm	Raffle Draw
10pm	Generators off, respect thy neighbour

NOTE:

ALL RIDERS MUST BE AT THE VENUE FOR THE IN-CAR REGISTRATION AND RIDERS' BRIEFING ON SATURDAY. IN-CAR RIDER REGISTRATION IS ONLY POSSIBLE BETWEEN 9AM AND 4PM SATURDAY. REGISTRATIONS WILL NOT BE AVAILABLE AFTER 4PM SATURDAY, OR ON SUNDAY MORNING.

SUNDAY, MARCH 17

6:00am	Venue gates open
5:30am – 1pm	Barista coffee open
5:30am – 3pm	Catering open
6:15am	Final Rider Announcements/ Instructions
7:00am	Race start
5:00pm	Race finish
4:30 – 7:00pm	Transponder & pouch return, trophy & award collection (prior to exiting venue)
8pm	Venue closed, gates locked (no camping on Sunday night)

COVID-SAFE EVENT PROTOCOLS



2024 TRANSMOTO 10-HOUR @ TUMUT

(MARCH 16-17, 2024)

As an event licensed by Motorcycling Australia, the 2024 Transmoto 10-Hour at Tumut, NSW (operated by Transmoto Pty Ltd), will adhere to the regulations set forth by the NSW State Government and the sport's governing body pertaining to the Covid-19 pandemic. The event's Covid-Safe Protocols have been developed in accordance with Motorcycling Australia, local council, state government and police.

For full details of the event's Covid-Safe Protocols, click [here](#)



transmoto



www.TRANSMOTO.com.au

TIPS FOR A TOP 10-HOUR



After more than a decade of running Transmoto Enduro Events, we've developed a few pointers to help you get the most out of your weekend...

1. KNOW YOUR TEAM'S NAME

It's critical that you know your team's details (your Team Name and who your Team Captain is), as this will make Rider Registration much quicker and easier for everyone.

2. NEIGHBOURING PIT PLOTS?

Teams will be directed into the next available Pit Plot by traffic marshals upon arrival at the venue. So, if you'd like to be pitted next to another a specific team(s), make sure you meet up with them prior to getting there, and then convoy into the venue together. That way, you'll be allocated neighbouring plots.

3. IT'S A MARATHON, NOT A SPRINT!

Take it easy. While the track isn't that tough, riding for eight straight hours is. Pace yourself.

4. TAKE YOUR RUBBISH HOME

Look after the venue. Keep your area clean, pack up and take your garbage with you, and treat this private property with respect. Everyone will receive a garbage bag to put their rubbish in and carry home with them. This means we'll be allowed back to the venue and the 10-Hour will continue for years to come.

5. COMMON SENSE & COURTESY

Be safe and respectful to other riders. This is a fun event, so look out for your fellow competitors, help people who look like they're having trouble, and appreciate that there are riders on the track of all skill levels.

6. BRING THE RIGHT VEHICLE

As these events are staged in a virgin grass paddock, not a permanent MX track-like facility, there's a good chance that access roads into the venue's pit paddock will only be passable in a 4WD if there's been rain in the lead-up to the event, and may not be suitable for caravans, base stations, RVs or motorhomes. So, if you're in doubt, carpool with teammates or mates. If your only option to get to the event is in a 2WD, you may have to shuttle into the event site in a mate's 4WD from the closest sealed road.

7. DRIVE SAFE

Please drive in and out of the venue's property slowly and stick to the access road as it's a working farm. Watch out for wildlife and respect the neighbours and local community. We need their support for the event to continue at the venue.

8. HYDRATE

Bring plenty of water.



**RESPECT
THY
NEIGHBOUR**



HAVE A REAL



GOOD TIME!



TIPS FOR A TOP 10-HOUR



COURSE MANAGER'S NOTES

- Remember that you can't win an 10-Hour in the first hour, but you sure can lose it. Be wary of the 'red mist', especially if you are the first rider away for your team.
- The course will start smooth and get rough. Be aware of the changing track conditions and ride smoothly to conserve energy and your bike.
- Take particular care when entering and leaving your pit through transition, and to and from the racetrack.
- Don't ever ride backwards on the course. If you overshoot your pit, then either do another lap or park your bike up and run the transponder back to your pit to fit it to a teammate's bike.
- Don't cut the course, even if a section of track tape/bunting is down. Riders must stay on the 'intent' of the track at all times.
- If required, the course will be altered during the event.
- There are no extreme or super-technical sections. However, the steepest uphill and downhill sections will be signposted with "Hard Option" and "Easy Option".
- The course is designed to allow plenty of opportunities for faster riders to pass slower riders easily and safely. If you find yourself behind a slower rider, be respectful, show some patience and pass at the earliest safe opportunity. Ideally, the slower rider should keep left, with the faster rider overtaking on the right.

– Steve Robertson

THE GOLDEN RULES

The Transmoto 10-Hour is technically a race meeting, so there are certain rules that we must adhere to. Plus, there are “The Golden Rules” to help ensure everyone has a great time...

GLASS

Glass is not permitted on this private property.

FOOTWEAR

Enclosed footwear must be worn in the Pit Area on Sunday. At other times, feel free to bust out the double-pluggers.

PIT PLOTS

The 6m x 12m Pit Plot allocated for each team includes a Camping Area and a Pit Area.

Two vehicles only in each pit plot.

NO DICKHEAD POLICY

All generators and lights must be switched off at 10pm on Saturday night. Organisers reserve the right to withdraw rider/team entries without refund if the behaviour of an entrant (and/or their support crew) breaches the “No Dickhead Policy”.

FIRES

No fireworks or flares or open fires, though you are welcome to bring an enclosed and elevated brazier or potbelly/cast-iron stove to contain your fire for Saturday evening. Please do not put rubbish, glass or cans in any fire as it creates a hazard for our staff and wildlife after the event.

All fires must be extinguished by 6:30am on Sunday morning and kept that way for the duration of the race on Sunday.

BBQs

Elevated braziers and gas-fired BBQs are okay. Fires and BBQs of any kind cannot be used in the Pit Area while the race is in progress on Sunday.

VEHICLES

Participants will be marshalled into the pit area to ensure a maximum of two vehicles per pit plot and no oversized vehicles. So, it makes a lot of sense to car-pool with your friends and/or teammates.

Vehicles bigger than standard vans/4WDs will not have access to the pit area. An overflow parking area is available and will be well sign-posted. Bike trailers are welcome. Though bear in mind that, if it's wet, caravans, base stations, RVs or motorhomes may struggle on the access roads into the venue's pit paddock.

BOOZE

No alcohol is to be consumed by entrants while the race is in progress.

BUNGERS

No smoking near any fuel or in the Pit Area.

RIDING/DRIVING IN THE PITS

Bikes may be ridden on Saturday to and from scrutineering or to access the Event Village/HQ area if your pit plot is a long way away (not to visit mates on the far side of the pit paddock), and only if it's at walking pace and wearing a helmet and enclosed footwear. On Sunday, one rider from each team may ride slowly to the starting line.

There's a 10km/h speed limit for all vehicles in the pit paddock. Pushbikes can be ridden at walking pace in the pit paddock's internal space/void, but not in the Event HQ area.

PETS

Animals (no matter how domesticated) are not permitted at the event.

EVENT LOCATION

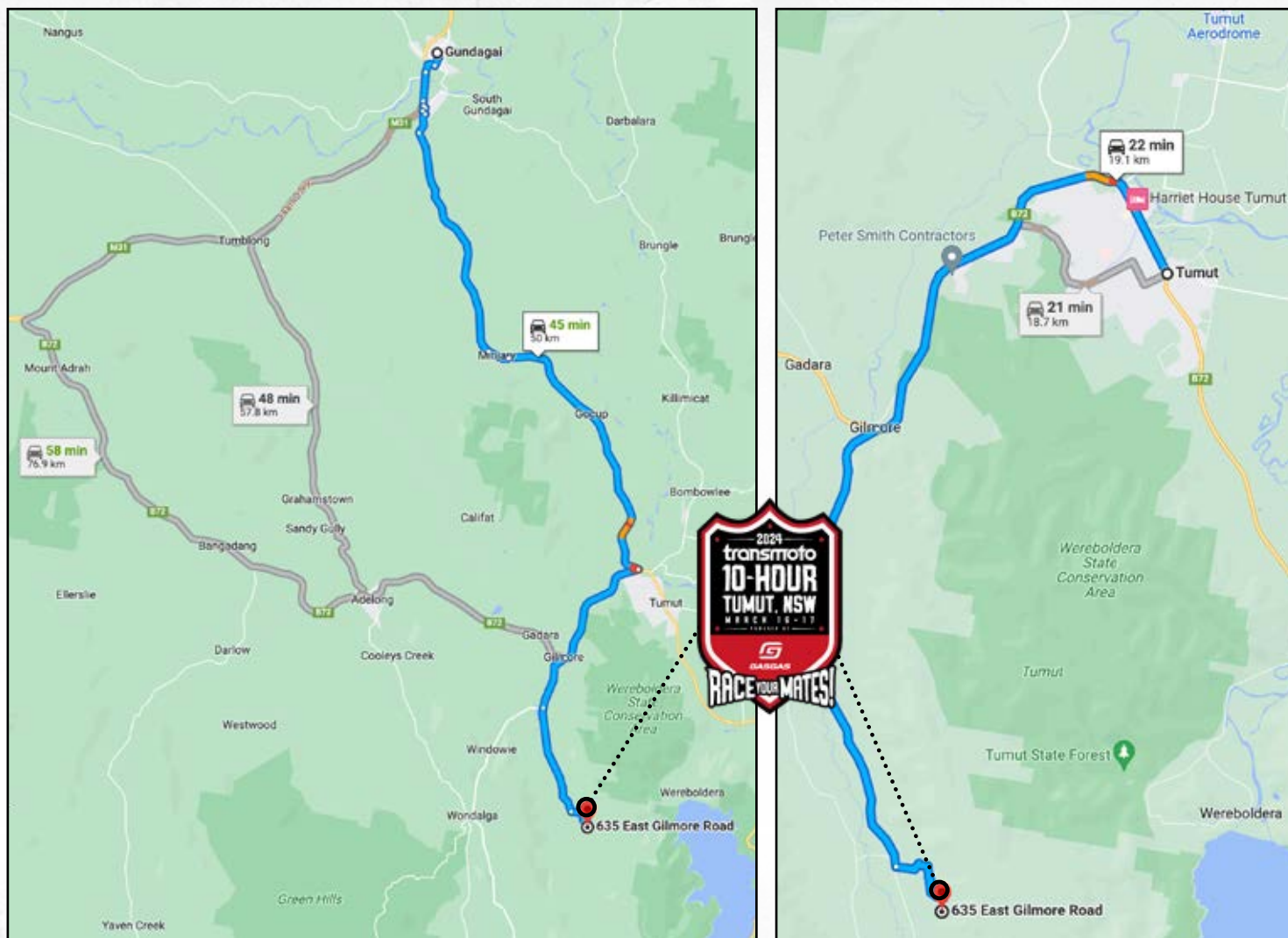


The Transmoto 10-Hour is held on a private property (635 East Gilmore Rd, Gilmore, NSW 2720), which is about 20km southwest of the township of Tumut and 50km south of Gundagai.

NOTE: We suggest you use Google Maps to navigate to the venue (Waze and Apple Maps tend to be less reliable in remote areas).

GPS to the venue's entry gate: -35.412646, 148.179635

Google Maps link: <https://goo.gl/maps/KYnhZ9P3hu29xR6g8>



NOTE:

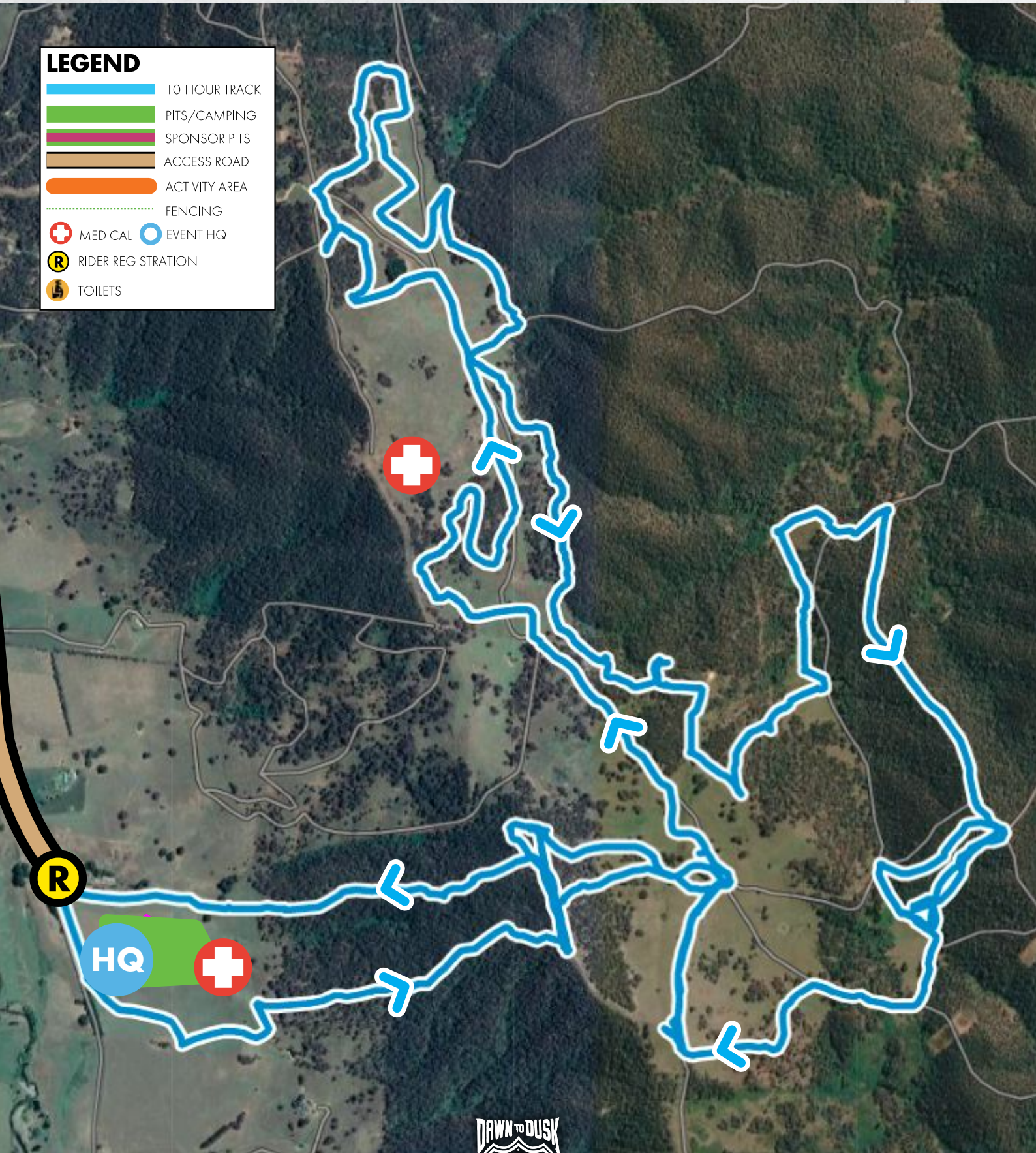
- The roads are sealed the entire way up to the property's entry gate.
- Drive carefully (and under the speed limit) to reduce dust, watch out for wildlife, and please don't litter.
- Usually held in remote areas, Transmoto events have sections of unsealed roads, soft paddock access and creek crossings from the sealed road to the final camping area. A 4WD vehicle is a necessity for all Transmoto events, especially if you are bringing a heavy bike trailer, toy hauler or caravan. Large front-wheel-drive RVs, caravans towed by 'pretend 4WDs' and front-wheel-drive vans in general can be unsuitable to access these venues. Transmoto holds no accountability if your choice of arrival vehicle is not suitable to access the event site. If you have any questions, please check with us prior to arriving at the event via getus@transmoto.com.au

TRACK MAP



LEGEND

- 10-HOUR TRACK
- PITS/CAMPING
- SPONSOR PITS
- ACCESS ROAD
- ACTIVITY AREA
- FENCING
- MEDICAL
- EVENT HQ
- RIDER REGISTRATION
- TOILETS



PIT MAP



LEGEND

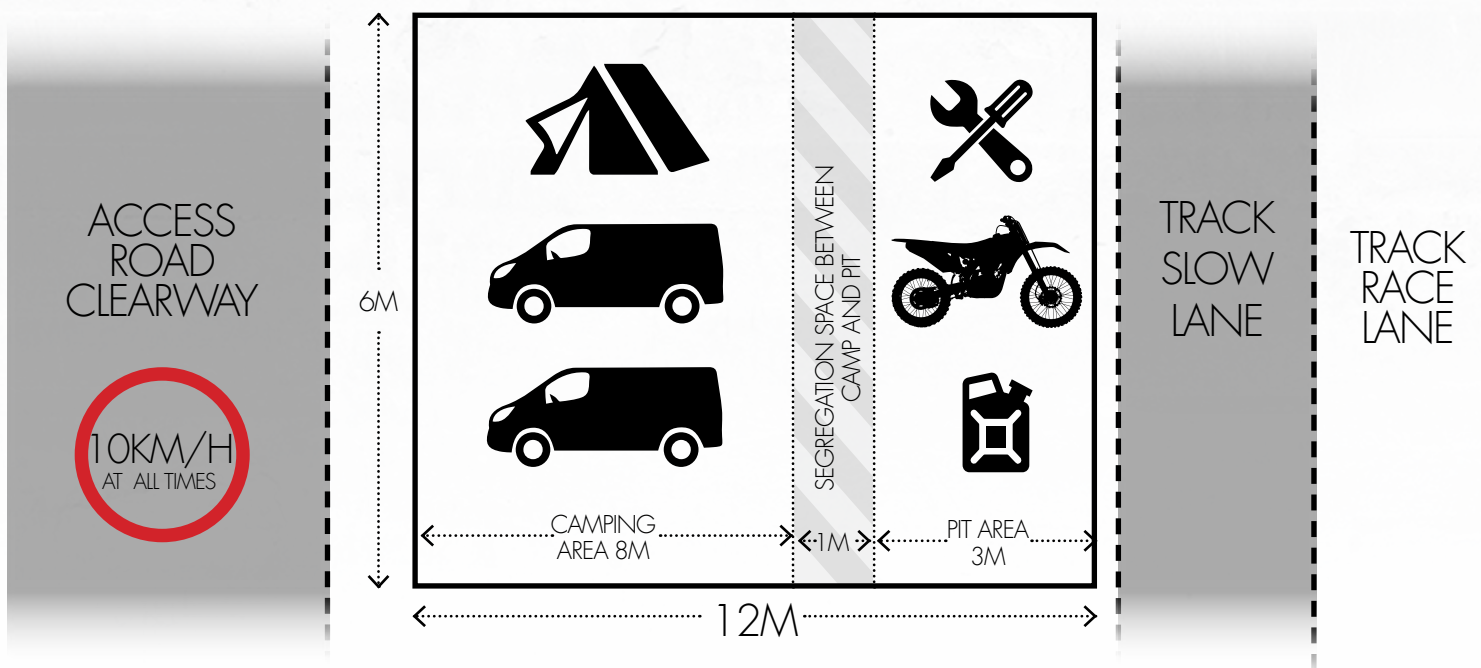
- 10-HOUR TRACK
- PITS/CAMPING
- SPONSOR PITS
- ACCESS ROAD
- ACTIVITY AREA
- FENCING
- MEDICAL
- EVENT HQ
- RIDER REGISTRATION
- TOILETS



PIT ZONE INFORMATION



PIT/CAMPING AREA



'PIT AREA' TIPS

- For bikes, tools and riders
- Enviromat required under bikes for refuelling and/or oil changes
- No naked flames (BBQs allowed in Camping Area only)
- No alcoholic beverages or smoking during Sunday's race
- Children to be supervised at all times

'PIT PLOT' TIPS

- Pre-plan your set-up
- Bring a fire extinguisher
- No glass or breakable containers
- Clean your plot and take all rubbish home

GENERAL INFORMATION



WHO CAN RIDE?

Anyone who's at least 16 years old, as of the weekend the event is held. There's no need to have a road motorcycle licence or a registered bike.

THE COURSE

Sunday's course is a one-off, custom-made 16-18km loop that will take the average rider between 20 and 30 minutes to complete a lap of. The loop includes terrain that's typical of an average trailride: a challenging (but not intimidating) combination of singletrack, fire road, creek-crossings, hillclimbs and descents, and lots of epic natural-terrain grasstrack sections. There are 'Easy Option' lines for any particularly technical sections. To keep the track pristine for Sunday's racing, bikes are not allowed on the course on Saturday. Riders will, however, be permitted to walk the course on Saturday afternoon (but please ensure you complete your Rider Registration first and are present at the Event HQ area for the 4:30pm Riders' Briefing).

FUEL

We've done some rough calculations, and by our reckoning, each team will need between four and six tanks (40-60 litres) of fuel to complete the eight-hour event. This calculation assumes a single four-stroke running for the full eight hours (bear in mind that most two-strokes are thirstier, and that sandy terrain also means you're likely to use more fuel). You would then divide this calculation between however many bikes your team plans to use. The nearest 98-octane unleaded fuel is available at Tumut (20km) and Gundagai (50km).

Anyone wishing to refuel their bikes in the pit area will need to provide at least one 1 KG ABE-type Dry Powder fire extinguisher for their pit (this must be in clear sight) and must have an enviro mat placed under bike when replenishing any oils, fuel and fluid. Geofabric enviro mats can be bought at hardware stores, or a piece of rubber-backed carpet will do the trick. A limited number of enviro mats will be available to buy at the event's merchandise tent for \$15 each.



GENERAL INFORMATION



MECHANICAL SUPPORT & SPARE PARTS

In the spirit of the 10-Hour, mechanically minded pit neighbours can always be called on to help fix any problems with your bike, but because there's no official mechanical support at the event, it's important you make sure your bike is well maintained, and that you bring any spares and tools you're likely to need for running repairs. If in doubt, get your local dealer or mechanic to service your bike well in advance of the event to ensure it's up for the 10-Hour challenge.

CAMPING & ACCOMMODATION

"On-site camping is available for participants (within their 6x12m Pit Plots) on the Saturday evening only. There will be portable toilets at the event, but no power or showers. If you're more inclined towards the comforts of home, you're more than welcome to take advantage of the accommodation options in Tumut and Gundagai, and commute to the event site each day. There are also some nice camping options in the region.

SPECTATORS

The event is not equipped to handle spectators, and spectators are not allowed on the course itself. Teams are welcome to bring a helper or two (that includes friends and family), but there is no additional camping space outside each team's 6x12m Pit Plot. We provide enough amenities for all competitors, plus a few extra support crew, but any more than that and we risk overloading the venue's amenities, which could be unpleasant for everyone. Note that Team Captains are responsible for getting any nominated support crew to complete the pre-event Digital Sign-On (for non-participants).

VEHICLES

In the interests of maintaining comfort and space in the pits, we request a limit of two vehicles per team. Any additional vehicles/trailers will need to be parked in the overflow parking area (which traffic marshals will direct you to). If you'd like to be pitted next to another specific team(s), make sure you meet up with them prior to getting there, and then convoy into the venue together. Better still, make a weekend roadtrip out of it.

GENERAL INFORMATION



FOOD & DRINKS

There will be some fantastic food and drink options on-site, on both Saturday and Sunday. The food stall will appreciate your support, but feel free to bring your own supply of food and drinks for the weekend. If you need to grab any last-minute supplies en route the event, there are supermarkets in Tumut and Gundagai.

OVERTAKING

As there's such a wide range of riding abilities entered, a key element of Transmoto events is overtaking. The course is designed to allow multiple areas around the track where faster riders can pass slower riders easily and safely. If you find yourself behind a slower rider, be respectful of their event experience, show some patience and pass at the earliest safe opportunity. If you find yourself in a situation with a clearly faster rider behind you, show them courtesy by allowing them to overtake as soon as possible and give them plenty of room so they can do so safely.

THE 'VIBE OF THE THING'

And please, ride to the conditions. This is dirt bike racing, after all, and there is a fair chance conditions could be dusty and/or muddy. It's a marathon, not a sprint. Ride at a pace that you feel you can comfortably maintain for the full 10 hours. And remember, HAVE FUN!

Please, ride to the conditions. This is dirt bike racing, after all, and there is a fair chance conditions could be dusty and/or muddy. It's a marathon, not a sprint. Ride at a pace that you feel you can comfortably maintain for the full eight hours.

And remember, HAVE FUN!



RIDER SIGN-ON



IN-CAR RIDER REGISTRATION

The traditional at-event rider sign-on should have already been completed online. If riders have not yet completed this, it must be done here ASAP: [2024 Tumut Digital Sign-On \(Riders\)](#). The same applies for any nominated support crew entering the event (which includes friends and family attending). If support crew have not yet completed a pre-event online sign-on, it must be done here ASAP: [2024 Tumut Digital Sign-On \(Non-Participants\)](#).

Here's a snapshot of the process used for entering the event venue on Saturday:

- Saturday's Rider Registration is an 'in-car' process, which includes Photo ID and MA Licence checks, plus the collection of competitor bags and the team's transponder and team stickers.
- A team member will be required to leave their Driver Licence or Senior National MA Licence as collateral for the safe return of the team's timing transponder and all mounting pouch.
- All riders and nominated support crew will then get a wristband to confirm their registration is complete. Whether you're a rider or support crew, these wristbands must be fitted immediately at Rider Registration and worn throughout the entire weekend.
- Teams will then be directed to the next available Pit Plot by event traffic marshals.

To help this In-car Rider Registration run smoothly, make sure you have all the relevant documentation with you and ready to rock in the car. Each rider requires:

- Photo ID;**
- Annual **Senior National MA Licence** (if you don't have one, you should have already purchased One Event Competition Licence during the online entry process); and
- If you are **under 18** and not accompanied by a parent, your parent must complete and sign an [MA Temporary Guardian Form](#) and submit it to getus@transmoto.com.au prior to the event. You will also need to bring a hardcopy of this signed form along with you to the event and be accompanied by your parent or guardian for the event's duration.

REGISTRATION ENDS AT 4PM SHARP ON SATURDAY

This is to ensure we hold the compulsory 4:30pm Riders' Briefing on time.

SUSPENDED RIDERS

For riders who have had their Senior National MA Licence suspended due to medical conditions, please ensure you bring a doctor's certificate to Rider Registration, or you will not be allowed to ride. If you wish to check your status, go to www.motorcycling.com.au (or to the equivalent web page of the MA state body where your national licence was issued) and search for 'Suspended Riders'.

The **Transmoto 10-Hour at Tumut** is operating with the assistance of the crew from the Central Coast Dirt Riders (CCDR). All competitors who do not have a current membership with an MA-affiliated motorcycle club will have paid \$10 during the online entry system and become temporary CCDR members for the duration of the 10-Hour.

RIDER SIGN-ON



TIMING & TRANSPONDERS

Each team will be allocated a single electronic 'Motosponder' transponder, and this will act as the 'baton' for what is essentially an endurance 'relay' race. To make sure their race laps are registered and timed, the team's transponder needs to be exchanged from one rider to the next during transition. Each team will be supplied with a neoprene pouch with velcro to attach the transponder to his/her bike's upper fork leg, although feel free to apply some 'creative thinking' to how you exchange your team's transponder at transition.

If a team loses their transponder during the race, they will be able to purchase a replacement Motosponder transponder for \$50 at the Transmoto Merchandise Tent and continue in the event. Riders are not permitted onto the course unless they have an allocated Motosponder transponder affixed to their bike.

It's important that you return your team's transponder and pouch at the end of the race. The Timing Services team will retain a team member's Driver Licence as a 'bond' to ensure this happens.



YOUR TRANSPONDER IS YOUR LIFELINE. IT TRACKS YOUR TEAM'S POSITION IN THE RACE AND IS NOT CHEAP TO REPLACE. EACH TEAM IS RESPONSIBLE FOR THE SAFE RETURN OF THEIR TRANSPONDER. SHOULD IT BE LOST, STOLEN OR DAMAGED, THE TEAM WILL BE LIABLE FOR THE REPLACEMENT COST OF \$50 (OR \$30 PER UN-RETURNED TRANSPONDER POUCH). IN SHORT, LOVE YOUR TRANSPONDER!

RACE RULES & OTHER GUIDELINES



The Transmoto 10-Hour is a unique dirt bike event that is run under rules set by Motorcycling Australia (MA).

The compliance to these rules will be observed by MNSW-accredited officials (who will be wearing high-vis vests), so please follow their requests. If you do not, you may be excluded from the event. In keeping with these events' nature, we encourage the idea that rider behaviour is governed by a set of guidelines based on common-sense and courtesy to fellow riders.

THE RACE

The event operates as a timed relay race, with the rider's/team's time starting when they pass under the start/finish line at the beginning of the day. Once riders complete their lap, or laps, they hand the team's transponder (which is, in effect, the team's 'baton') over to another team member. The aim of the race is to complete as many laps as possible within the ten-hour window. In the event that multiple teams complete the same number of laps, then the winner will be whichever team completed their laps in the shortest time.

A lap that's started inside the eight-hour window will be counted only if it is completed by crossing the start/finish line. After receiving the 'Last Lap' board/flag, competitors must therefore complete the lap and then pass under the start/finish line to be classified as a legit finisher.

THE START

The race will be started on Sunday morning, but faster and more serious riders have the opportunity beforehand to secure a position near the front of the starting grid. To establish a position on the first 10 rows (that's 40 riders) of the starting grid, riders/teams will need to make a \$50 donation to the event's charity fundraiser and participate in a short running race – the "MXstore Charity Boot Race" – at 4pm on Saturday (in moto boots and with a dedicated footrace transponder strapped to their arm), with elapsed times determining the order of the top 40 on the grid. A Pole Position Auction will then determine the pole position team (who'll get a one-minute head-start on the entire field), with the winning bidder's contribution also going to charity. If, on the other hand, your team is at the less serious end of the spectrum, simply grab a place toward the back of the starting grid's rows-of-four on Sunday morning.

RACE RULES & OTHER GUIDELINES



RACE LICENCES

All riders must have either a current annual Senior National Motorcycling Australia (MA) Licence or buy a One Event Competition Licence (OECL), available when pre-purchased during the online entry process for \$85. Note that, because One Event Competition Licences are issued in each rider's name, they are non-transferable and non-refundable. There will be a strictly limited number of One Event Competition Licences available on Saturday (for \$85, cash only).

PROTECTIVE EQUIPMENT

All participants are required to wear full protective equipment, including an Australian Standards-approved riding helmet, plus boots, goggles and gloves that meet the requirements set down by [Motorcycling Australia's 2024 MoMS \(Manual of Motorcycle Sport\)](#).

It's imperative that all riders wear full protective clothing during the entirety of Sunday's race. If in doubt about any item of clothing/gear (cape, wig, streamers, Batman suit, etc), come and speak with the Clerk of the Course on Saturday.

SCRUTINEERING – BIKE & HELMET

All entrants' bikes and helmets will be scrutineered on Saturday, and must comply with [MA's 2024 MoMS guidelines](#). Look for the big green Motorex scrutineering tent in the main event hub area, which will be open from 9am on Saturday.

For **bikes**, that includes plugged bar-ends, a handlebar pad fitted, clutch and brake levers with ball-ends, return spring on rear brake pedal, self-returning throttle, sprung footpegs, sidestands must be secured (if your bike already has a sidestand fitted, that is), and an exhaust that satisfies the relevant noise emission test (112dB/A @ 2m).

For **helmets**, note that Motorcycling Australia's 2024 Manual of Motorcycle Sport contains an updated list of helmets that are approved for racing use in Australia. So, in addition to helmets that carry the labels outlined in previous versions of MA's MoMS (ECE 22-05; SNELL M2010/M2015; JIS T 8133: 2007; AS1698), you'll find a number of other approved standards' labels (attached externally or internally to the helmet) on page 249 of the 2024 MoMS. Scrutineers will not pass helmets whose label has worn or fallen off, so please double-check your lid before you leave home.



RACE RULES & OTHER GUIDELINES



POV/HELMET CAMERAS

Cameras may be fitted to the motorcycle, provided they are securely mounted. Camera mounts are subject to approval by the Chief Scrutineer. Helmet-mounted cameras are not permitted unless the camera is integrated into the helmet, by design of the manufacturer. The term "helmet camera", as outlined in the MoMS's General Competition Rules (GCRs), is intended to define all components of a camera that attaches to a helmet in any way, including any mounting device. All helmets are to remain free from all modifications or attachments relating to the use of cameras (ie, helcam mounts).

GOGGLE TEAR-OFFS

Tear-offs are banned for enduro racing in Australia and are an especially big no-no on private properties with livestock. Roll-off systems are allowed.

LIVE TIMING

The best way to keep track of timing and progressive results is via a mobile device from the comfort of your own pit plot. Simply connect to the local WiFi (called '**TheTimingteam**'), open your preferred Internet browser, and then enter the IP address ('**192.168.1.50**') and select the event. Please limit live timing access to one device per team during the race. With the Motosponder transponder system, you no longer need to download the "Race Monitor" or "Speed Hive" apps before you get to the event.

CONDITIONS OF ENTRY

For details about refund policy, event cancellation, privacy statement and general conditions of entry into Transmoto Enduro Events, refer to [the 'Legal' section on Transmoto Events' website.](#)

SPONSOR ACTIVATIONS




If you want to rub up against your next mechanical mistress, check out a new set of riding gear, or throw some fresh rubber on your ride, it's well worth checking out the 10-Hour's Event Village.

Here is what's on the cards from our partners this year at the third running of the Transmoto 10-Hour at Tumut...

KTM / HUSQVARNA / GASGAS

The KTM Motorcycles Australia crew – along with some of their local dealerships – will be rolling out a display of the KTM Group's three off-road model ranges, so why not throw a leg and try them for size? Or simply put a deposit down on one! These guys will also have a bunch of genuine KTM, Husqvarna and GASGAS accessories and apparel available to buy on-site at sharp prices. There'll also be a range of high-performance WP suspension componentry on display.



LEATT APPAREL

South African-based riding gear and protective apparel specialist, Leatt, has come on board as a major partner for Transmoto's 2024 Enduro Events, and will be showcasing their huge, high-quality range of products at the Tumut event. They will also be giving away a fresh set of top-shelf Leatt enduro gear at the event. All you need to do is leave your email address with them and you'll be automatically entered into the prize draw.

DUNLOP

Need some new shoes for the dirt squirter? Our pals at Dunlop and will be stuffing a van full of rubber and heading to the event. Don't waste your weekend sliding around on slicks. Wander over to the big yellow Dunlop marquee and treat yourself to some fresh, sharp-edged knobs. You could even win yourself a free set of Dunlop Geomax hoops if you enter the Dunlop Tyre Toss (held between 2 and 2.30pm on Saturday arvo). It's simple: he/she who tosses the tyre farthest wins!



SPONSOR ACTIVATIONS



MXSTORE CHARITY BOOT RACE

There's only one way to get your team a place in the starting grid's top-40 (the first 10 rows), and that's by donating \$50 to charity, pulling on your moto boots and setting a red-hot time at the MXstore Charity Boot Race at 4pm on Saturday arvo. When you get to the event, head on over to the Transmoto Merch Tent, throw down a Pineapple and get your team in the mix. It's first in best dressed, and there's only 40 spots up for grabs. All money raised will be donated to a local charity. Speaking of charity, the MXstore crew will be cooking up and dishing out free sausage sangas at the in-car rider registration – yep, another good reason to rock up early!

MOTOREX

The Motorex guys' big green star tent will be conveniently set up right next to the scrutineering area with a range of their quality Swiss-made oils and bike care products. So, swing by if you're caught short for oil, lube or other products, and give your steed the last-minute love it needs. Speaking of Motorex, you're going to dig the special Motorex Barrel Race challenge – a special split-lane section of the race loop that allows fast riders to throw down showpony passing moves in close proximity to the event's main pit paddock!



VW AMAROK

We've recently got our claws on the all-new VW Amarok PanAmericana, and we'll be rolling it out at Tumut for everyone to take a look at. If you're looking for a grunty new whip to tow your toys around, don't look past this weapon. Come and ask us what we like about it. Also, if you happen to own a VW Amarok, it might pay to get to the event early. The first Amarok through the gate gets a 'Pimped Pit' upgrade – a prime-position plot that comes complete with a fire pit (and firewood), a VW-branded 6x3m pop-up tent and a case of Young Henrys beer – all ready and waiting for you!

SPECIAL ACTIVITIES



UNIFILTER

UniFilter is once again offering their epic free foam air filter oiling service. All you need to do is put your (clean and dry) air filter(s) in a zip-lock bag with your details written on it; then drop it off at the UniFilter tent, and (irrespective of their brand) the boys will oil it/them up for you FOC. They'll also have a selection of new filters available to buy.



BELL HELMETS & GAERNE BOOTS

Two of the moto industry's most iconic brands – Bell helmets and Gaerne boots – will have a wide range of products on display in the Event Village (plus a selection of Ogio bags and USWE hydration packs); all of which are available to try on and purchase. Plus, the crew from Gaerne will be back to stage the notorious “Gaerne Rut Limbo Showdown” at 3:30pm on Saturday arvo, with the winner taking home a new set of Gaerne SG-22 boots. Think conventional limbo, except with a rut and cranked-over dirt bike thrown into the low-as-you-can-go, bar-scraping mix!



CTI / GALL BROTHERS MEDICAL

If you own a set of CTi kneebraces that need a tweak – or if you're in the market for a new set of knee or wrist braces – the Galls have made the drive down from Queensland to fit, refurb and sell the latest brace technology for all Tumut riders. These guys do a bang-up job, so swing by and check them out.



NATIONAL MOTORCYCLE INSURANCE

Since 2021, NMI has been on board in a big way with Transmoto's Enduro Events, and their custom-built trailer also doubles as the Fonzie Abbott Barista Coffee spot. Head on over and get your morning fix of go-fast juice.

AND THERE'S MORE...

There will be a bunch of other cool stuff to check out from Transmoto Apparel, MXstore, Ballard's OffRoad, Scott Goggles, and more.

Support the brands that help make these events happen.



FREQUENTLY ASKED QUESTIONS



Here's a bunch of helpful answers to all those questions we're often asked. If we don't address your question here (or in the more specific information provided on each event's dedicated web page), drop us an email at: getus@transmoto.com.au

I'VE ENTERED AND I WANT MORE INFORMATION. HOW DO I GET IT?

All successful, paid-up entrants will receive a confirmation email shortly after payment. A comprehensive Competitor Information Guide will then be emailed to each entrant approximately 10 days before the event. Entrants will also receive a few emailed updates and more specific information in the week leading up to the event. Easily accessible information will also be posted on [Transmoto's Facebook event pages](#).

DO I NEED TO ARRIVE ON SATURDAY?

Yes, absolutely. When your captain did the team's online entry, they will have requested one of two time slots for your team's Saturday arrival: either 9am to midday, or midday to 3pm. The Rider Registration process (between 9am and 4pm) is done on arrival while you sit in your car, so it will streamline the arrival and entry process if team members all travel in the one car, or at least convoy into the venue together. Attendance at Saturday's 4pm Riders' Briefing is also compulsory for all riders.

DOES EVERY TEAM MEMBER NEED TO BE PRESENT AT SATURDAY'S RIDER REGISTRATION & RIDERS' BRIEFING?

Yes, attendance at both Rider Registration and Riders' Briefing is compulsory for every rider. There will be no opportunity to register after Saturday's Rider Registration window.

WHAT ID &/OR PAPERWORK DO I NEED TO BRING WITH ME?

All riders must bring photo ID and their annual Senior National MA Licence (if riders don't have an MA Licence, they will have purchased a One Event Competition Licence during the online entry process). If a rider is under 18 and not accompanied by a parent, their parent must complete and sign an [MA Temporary Guardian Form](#) and submit it to getus@transmoto.com.au prior to the event. Riders aged 16 or 17 will also need to bring a hardcopy of this signed form along with them to the event, and be accompanied by their parent or guardian for the event's duration.



FREQUENTLY ASKED QUESTIONS



WHAT HAPPENS WHEN I GET TO THE EVENT?

As Saturday's Rider Registration process will be in-car, having all team members in the one car will streamline the process and make it easier for everyone. This in-car sign-on process (for riders and support crew) includes annual Senior National Motorcycling Australia Licence and photo ID checks, plus the collection of competitor bags and the team's transponder and pouch and team stickers. All riders and support crew will then get a wristband to confirm their registration is complete. At this point, teams will be directed to the next available camping and Pit Plot by event traffic marshals.

HOW LONG DO I NEED TO WEAR THE COLOUR-CODED WRISTBAND?

For the entire weekend, Sunday's race included, as this will confirm you're a properly registered rider or nominated support crew.

CAN I 'HOLD/RESERVE' A NEIGHBOURING PIT PLOT FOR ANOTHER TEAM?

Short answer, no. Teams will be directed into the next available Pit Plot by traffic marshals upon arrival at the venue. So, if you'd like to be pitted next to another a specific team(s), you'll need to make sure you meet up with them prior to getting there, and then convoy into the venue together.

WHAT CAN FIT IN MY ALLOCATED PIT PLOT?

As each team's 6m x 12m Pit Plot includes an area for camping and for pitting, there's only room for a maximum of two vehicles in each pit plot. That's why it makes a lot of sense to car-pool with your friends and/or teammates. Vehicles bigger than standard vans/4WDs will not have access to the pit area.

FREQUENTLY ASKED QUESTIONS



IS THERE AN OVERFLOW PARKING AREA?

An overflow parking area is available and will be well sign-posted. Trailers can also be kept in this overflow parking area if you need additional space in your team's Pit Plot.

WHAT FACILITIES ARE AVAILABLE AT THE EVENT?

All events have toilet facilities, but no showers or mains power. Food, drinks, tea and coffee are available to purchase in the pit paddock on both Saturday and Sunday. There are usually a number of trade alley stalls, bike displays and merchandise to buy. Events that have reliable mobile service will offer cashless purchase, but bring cash as back-up.

ARE FRIENDS, FAMILY, SUPPORT CREW OR SPECTATORS ALLOWED TO ATTEND?

Yes. But please bear in mind that Transmoto Enduro Events are not designed to cater to spectators. Each Ironman rider or Pairs/Team entry is welcome to bring a helper or two (this includes family and friends), but there is no additional camping space outside each team's 6x12m Pit Plot, and parking space at the venue is strictly limited. We provide enough amenities for all competitors, plus a few extra 'helpers/pit crew', but any more than that and we risk overloading the venue's amenities. Do the right thing and it will make it a better time for everyone.



FREQUENTLY ASKED QUESTIONS



WHAT SORT OF RIDING CAN I EXPECT?

Each course's one-off, custom-made loop is between 12 and 18km long. The loop includes terrain that's typical of an average trailride: a challenging (but not intimidating) combination of singletrack, fire road, grasstrack and sandy/loamy sections. The courses are designed to include multiple areas where faster riders can pass slower riders easily and safely.

WHAT RIDING SKILL LEVEL WILL I NEED TO RIDE THE EVENT?

All courses are designed to be challenging, but fun, for riders of intermediate to advanced skill levels.

HOW OLD DO I HAVE TO BE TO ENTER?

Any rider who is 16 years of age or older (as of the day of the event) is eligible to enter and ride.

IF I'M UNDER 18, DO I NEED A PARENT OR GUARDIAN AT THE EVENT?

Yes. Riders under 18 years old must have a parent or guardian vouch for and accompany them for the event's duration. If the rider's parent cannot attend the event, their parent must pre-sign an [MA Temporary Guardian Form](#) to appoint a guardian. If applicable, please ensure you bring a printed and signed copy of the MA Temporary Guardian Form for the in-car sign-on.

DOES MY BIKE NEED TO BE REGISTERED?

No. Transmoto Enduro Events are all held on private property, so bike registration is not required. That means registered trailbikes and non-registered motocross and cross-country bikes are all welcome.

HOW DOES SCRUTINEERING WORK?

All entrants' bikes and helmets will be scrutineered on Saturday, and must comply with [MA's 2024 MoMS guidelines](#).

For **bikes**, that includes plugged bar-ends, a handlebar pad fitted, clutch and brake levers with ball-ends, return spring on rear brake pedal, self-returning throttle, sprung footpegs, sidestands must be secured (if your bike already has a sidestand fitted, that is), and an exhaust that satisfies the relevant noise emission test (112dB/A @ 2m). For **helmets**, note that page 249 of Motorcycling Australia's 2024 Manual of Motorcycle Sport contains an updated list of helmets that are approved for racing use in Australia. Scrutineers will not pass helmets whose label has worn or fallen off, so double-check your lid before you leave home.

IS IT OKAY TO WEAR A POV/HELMET CAMERA?

Cameras may be fitted to the motorcycle, provided they are securely mounted. Camera mounts are subject to approval by the Chief Scrutineer. Helmet-mounted cameras are not permitted unless the camera is integrated into the helmet, by design of the manufacturer. All helmets are to remain free from all modifications or attachments relating to the use of cameras (ie, helcam mounts).

FREQUENTLY ASKED QUESTIONS



CAN I USE GOGGLE TEAR-OFFS?

No. Tear-offs are banned for all off-road racing in Australia. Roll-off systems are allowed.

DO I NEED A HEADLIGHT ON MY BIKE?

No. Transmoto's Enduro Events are staged during daylight hours.

DO I NEED A ROAD MOTORCYCLE LICENCE?

No. As Transmoto Enduro Events are held on private property, there's no need to have a road motorcycle licence.

DO I NEED AN ANNUAL SENIOR NATIONAL MOTORCYCLING AUSTRALIA LICENCE OR AN MA ONE EVENT COMPETITION LICENCE?

Yes, you will need one or the other. Although 'recreational' in nature, Transmoto Enduro Events are technically races, which are sanctioned by Motorcycling Australia (MA). So to make sure you are covered in the event of an accident, you will need MA insurance coverage. This is included in your annual Senior National Motorcycling Australia Licence. But if you do not have a current annual MA Licence, you will need to purchase a One Event Competition Licence (ideally, purchased during your team's online entry) to ensure you're covered. Without this insurance, you cannot ride. The One Event Competition Licence (OECL) is a legal insurance document, issued to each specific rider by the relevant Motorcycling Australia state body. It is therefore non-refundable and non-transferable.

AM I ABLE TO PURCHASE A ONE EVENT COMPETITOR LICENCE AT THE EVENT?

Any rider requiring an OECL should have purchased it during the team's online entry. But in special circumstances, there will be a strictly limited number of One Event Competition Licences available at the Event HQ on Saturday (for \$85, cash only).

DO I NEED AMBULANCE COVER?

Yes, absolutely. It is the rider's responsibility to have current ambulance cover for the event. If, for example, a rider is injured, they will be responsible for all ambulance costs, which may include an expensive helicopter ride. Don't risk it.

CAN RIDERS SHARE BIKES?

Yes. Team members can share a bike(s), insist on riding their own, or beg, borrow or steal another rider's bike; whatever it takes for teams to get their laps done.

CAN I RIDE MORE THAN ONE BIKE?

Sure. Feel free to cut a lap(s) on whatever you like, so long as any bike taken onto the course has been scrutineered (to the 2024 MoMS standard – complete with bar-ends, secured sidestand, return spring on rear brake pedal, etc, etc) on Saturday.

FREQUENTLY ASKED QUESTIONS



DO WE HAVE TO ALTERNATE LAPS BETWEEN TEAM MEMBERS?

No. You can structure your ride and your team however you like. You may want to get your stint all done in one go so you can sit back and relax, safe in the knowledge all your riding is done. Or you might prefer to do two-, three- or four-lap stints. Maybe one lap is enough before you need a lie-down. Do it however you like.

HOW DOES THE TRANSPONDER TIMING WORK?

Each team will be allocated a single electronic transponder (and the pouch used to attach it to the team bikes), and this will act as the 'baton' for what is essentially an endurance 'relay' race. To make sure their race laps are registered and timed, the team's transponder needs to be exchanged from one rider to the next during transition. Timing Services team will retain a team member's Driver Licence as a 'bond' to ensure the transponder and pouch are returned after Sunday's race.

DO I NEED RACE NUMBERS ON MY BIKE?

No. Race numbers are not required because the team's transponder (which acts as a baton) is used to count your team's laps. If you already have race numbers on your sideplates and/or front plate, there's no need to remove them. At Rider Registration, each team does get a small round sticker (5cm diameter) with the team's allocated number and this needs to be stuck to the bike simply for back-up identification purposes. Plus, it's a nice badge of honour for your stead, as is the small scrutineering sticker that confirms your bike and helmet has passed.

CAN I WIN ANYTHING?

You sure can. In addition to the trophies for the race's podium placegetters, there's a bunch of other special category and novelty awards, and a raft of sponsor prizes are handed out to participants at random. Note that Teams of 3 and Teams of 4 will be grouped together for the Class results, but entering in a relevant 'Team Category' will increase your team's chances of taking home a trophy. There will be no official presentation, but trophies and prizes can be collected near the Timing Services tent at the end of the race on Sunday afternoon, when you're returning the team's transponder and pouch.



FREQUENTLY ASKED QUESTIONS



IS THERE ANY PRIZE MONEY?

No. Transmoto Enduro Events are all about participation, enjoyment and hanging out with your mates. There are no points or prize money on offer.

WHO RUNS THE TRANSMOTO ENDURO EVENTS?

Transmoto is Australia's largest online dirt bike community and runs some of the biggest off-road events in Australia, reaching up to 4000 participants each year. We are a small but qualified team of event managers, content creators and dirt bike fanatics who love nothing more than getting out on a trail and tearing it up. At each location, the Transmoto event team works in conjunction with an experienced Course Manager to create the best tracks possible. We also partner with Motorcycling Australia's State Controlling Bodies (SCBs) and local motorcycle clubs, whose highly qualified officials and sweep riders help create a professional, well-organised event experience.

IS MOTORCYCLING AUSTRALIA INVOLVED IN THE EVENTS?

Yes. Transmoto's Enduro Events are licensed and permitted by Motorcycling Australia's relevant SCB (State Controlling Body).

WHAT ABOUT MECHANICAL SUPPORT & SPARE PARTS

Mechanical support and spare parts will only be available at selected events. Dunlop has a tyre sales and fitment program at most events too. Mechanically minded pit neighbours can always be called on to help with any problems with your bike. So, it's important you make sure your bike is well maintained, and that you bring any spares and tools you're likely to need for running repairs. If in doubt, get your local dealer or mechanic to service your bike well in advance of the event to ensure it's up for the multi-hour challenge.

FREQUENTLY ASKED QUESTIONS



DO I REALLY NEED AN ENVIRO MAT & FIRE EXTINGUISHER?

Yes. When you replenish fuel, oils or fluid in the Pit Area, you need to place an enviro mat under your bike (plus dismount from the bike and switch the engine off). Geofabric enviro mats can be bought at hardware stores, or a piece of rubber-backed carpet will do the trick. Transmoto will have limited numbers of enviro mats available to buy at the event for \$15. Each pit will also need to have at least one 1KG ABE-type Dry Powder fire extinguisher, which must be in clear sight for race officials.

ARE THERE ACCOMMODATION OPTIONS NEARBY?

A greater majority of entrants camp at the venue on Saturday night. On-site camping is available for participants (within their 6x12m Pit Plots) on the Saturday evening only. But if that's not your thing, a range of accommodation options is available within a reasonable drive from most venues.

IS FUEL AVAILABLE NEARBY?

Did you forget to fill your jerry cans or buy those spare parts you needed? No problem. The nearest 98-octane unleaded fuel is available at Tumut (20km) and Gundagai (50km).

CAN I RIDE MY BIKE IN THE PIT PADDOCK?

Bikes may only be ridden on Saturday to and from scrutineering (not to visit mates on the far side of the pit paddock) – so long as it's at walking pace and a helmet and enclosed footwear is worn. On Sunday, one rider from each team may ride to the starting line. There's a 10km/h speed limit for all vehicles in the pit paddock. Pushbikes can be ridden at walking pace in the pit paddock's internal space/void, but not in the Event HQ area.

CAN I PRE-RIDE THE RACE LOOP ON SATURDAY?

No. To keep the track pristine for Sunday's racing, bikes are not allowed on the loop on Saturday.

WHAT'S THE MOBILE COVERAGE LIKE?

At most of the Transmoto events, there is some type of mobile coverage (but not all of them). Telstra is generally the best option. Don't bank on having 5G at every stop, but you can generally get a call or a text out if need be.

FREQUENTLY ASKED QUESTIONS



CAN I USE MY GENERATOR IN THE PITS?

Yes, but only between the hours of 6am and 10pm.

HOW DO I HEAR ON-GROUND ANNOUNCEMENTS?

The event's PA system uses a few banks of speakers to ensure announcements can be heard throughout the pits. Plus, you can tune your radio into an FM frequency that'll simulcast the PA system's music and announcements all weekend. The specific FM frequency for each event will be posted on signs near each venue's entry.

CAN I ERECT MY PIT TENT/MARQUEE IF IT'S REALLY WINDY?

Sure. So long as you bring counterweights and/or pegs and guy ropes to properly secure your pit tent(s). Cartwheeling tents can pose a real danger in a crowded pit paddock. Participants will be notified of any adverse weather conditions prior to the event.

ARE FIRES ALLOWED AT THE EVENT?

Open-flame 'ground fires' are not allowed, but you are welcome to bring an enclosed and elevated brazier or pot-belly/cast-iron stove to contain your fire for Saturday evening. Gas cooking equipment is okay. All fires must be extinguished by 6:30am on Sunday morning and kept that way for the duration of Sunday's racing. At some venues, enterprising locals have bags of hardwood for sale at reasonable prices.

WHAT IF ONE OF MY TEAM MEMBERS SUDDENLY CAN'T MAKE IT?

If, through injury or unforeseen circumstances, a team member has to withdraw before the event, you are welcome to find a replacement rider. Note, however, that you **MUST** inform us (via email:

getus@transmoto.com.au) with full details of the change.

If the incoming rider requires a One Event Competition Licence (OECL), a new fee will apply (because these licences are legal documents issued in each rider's name and are therefore non-refundable/transferable).

AFTER PAYING MY ENTRY FEE, CAN I GET A REFUND?

You will receive a 50% refund of your entry fee if, through injury or unforeseen circumstances, you withdraw more than one week before the event. If you withdraw less than one week from the event, you will forfeit 100% of your entry fee.

WHAT HAPPENS IF A TEAM MEMBER IS NOT FEELING WELL & SHOWING COVID-19 SYMPTOMS?

If any of those circumstances apply, that team member should not travel to the event at all. If you have Covid, stay at home and follow health advice.

PROBLEMS OR QUESTIONS?

Just drop us an email at getus@transmoto.com.au and we'll get back to you as soon as possible.

COVID-SAFE PROTOCOLS

For full details of the event's Covid-Safe Protocols, [click here](#).





TRANSMOTO

www.store.transmoto.com.au



Like riding dirt bikes?

Like hanging out with your mates around a blazing fire sharing a few cold tins?

Don't really care what other people think?

Whether you're a rider, a bike tinkerer, or just love sharing war stories after a long day on the pony, then you should fit right in here.

We find great artists and make good quality shit we would want to wear.

It's pretty simple and we hope you like it.



SHOP
TRANSMOTO
MERCH!



LIMITED EDITION
TRANSMOTO
WANGARATTA T + HOODY
AVAILABLE ONSITE!



transmoto



www.TRANSMOTO.com.au



PROUDLY BROUGHT TO YOU BY...

GASGAS

Husqvarna
MOTORCYCLES

KTM

AMAROK V6
TURBO DIESEL

MOTOREX

DUNLOP

LEATT

NATIONAL
MOTORCYCLE
INSURANCE

SCOTT

MXSTORE
COMAU

BELL

GÄRNE

USWE

OGIO

UNI FILTER

BALLARD'S
OFF ROAD

WP

HOLESHOT
GRAPHICS

motorcycling
NEW SOUTH WALES



Snowy
Valleys
Council

transmoto



www.TRANSMOTO.com.au